

This work is scheduled to appear in  
*Social Psychological and Personality Science*

© 2021 Sage Publications

This manuscript may not exactly replicate the final version published in the journal. It is not the copy of record.

Reference:

Zettler, I., Schild, C., Lilleholt, L., Kroencke, L., Utesch, T., Moshagen, M., Böhm, R., Back, M. D., & Geukes, K. (accepted for publication). The role of personality in COVID-19 related perceptions, evaluations, and behaviors: Findings across five samples, nine traits, and 17 criteria. *Social Psychological and Personality Science*.

**The role of personality in COVID-19 related perceptions, evaluations, and behaviors:  
Findings across five samples, nine traits, and 17 criteria**

Ingo Zettler<sup>1</sup>, Christoph Schild<sup>1,2</sup>, Lau Lilleholt<sup>1</sup>, Lara Kroencke<sup>3</sup>, Till Utesch<sup>4</sup>, Morten Moshagen<sup>5</sup>, Robert Böhm<sup>1,6,7</sup>, Mitja D. Back<sup>3</sup>, and Katharina Geukes<sup>3</sup>

<sup>1</sup> Department of Psychology, University of Copenhagen

<sup>2</sup> Department of Psychology, University of Siegen

<sup>3</sup> Department of Psychology, University of Münster

<sup>4</sup> Institute of Educational Sciences, University of Münster

<sup>5</sup> Institute of Psychology and Education, Ulm University

<sup>6</sup> Department of Economics, University of Copenhagen

<sup>7</sup> Copenhagen Center for Social Data Science (SODAS), University of Copenhagen

**Author Notes:**

Data collection for this article was funded by grants from the Carlsberg Foundation (CF16-0444) and the Independent Research Fund Denmark (7024-00057B) to the first author, as well as by grants from the Faculty of Social Sciences, University of Copenhagen (Denmark), and the Lundbeck Foundation (R349-2020-592) to the first and seventh author.

Additional materials including data, (complementary) analyses, and materials are available online at the Open Science Framework (OSF) and can be accessed via the following link: <https://osf.io/c96dx/>

Correspondence concerning this article should be directed to Ingo Zettler, Department of Psychology, University of Copenhagen, Øster Farimagsgade 2A, 1353 København K, Denmark. Fon: +45 35324850, e-mail: [ingo.zettler@psy.ku.dk](mailto:ingo.zettler@psy.ku.dk)

### **Abstract**

Individuals and institutions around the world have been affected by the Coronavirus Disease 2019 (COVID-19). Herein, we investigate the role of basic (Big Five and HEXACO) and specific (Dark Factor of Personality, Narcissistic Rivalry and Admiration) personality traits for 17 criteria related to COVID-19, grouped into (i) personal perceptions in terms of risks and worries about the disease, (ii) behavioral adjustments in terms of following health recommendations and hoarding, and (iii) societal evaluations in terms of the appropriateness of different measures and feelings of social cohesion. (Internal) Meta-analytic results across five samples from two countries (overall  $N = 19,718$ ) show—next to gender and age effects—the importance of several traits, including Emotionality/Neuroticism for personal perceptions and anti- or prosocial traits for behavior in line with health recommendations. The investigation highlights the importance of individual differences in uncertain and changing situations in general and during the COVID-19 pandemic in particular.

**Keywords:** COVID-19; Personality; HEXACO; Big Five; Narcissism; Dark Factor of Personality

**The role of personality in COVID-19 related perceptions, evaluations, and behaviors:****Findings across five samples, nine traits, and 17 criteria**

The outbreak and rapid spread of the Coronavirus Disease 2019 (COVID-19) has posed (life-)critical threats to individuals and societies worldwide. Health and political authorities have introduced rules and recommendations aimed at mitigating the spread of COVID-19—some of which strongly affecting citizens' lives. For instance, several governments, at least for some time, closed kindergartens, schools, and universities, enforced working from home, prohibited border crossing, and required people to minimize physical contacts at large and to stay at home (e.g., Cheng et al., 2020).

In the light of this impact, social scientists have started to investigate how individuals react to COVID-19. Next to studies dealing with situational predictors of individuals' perceptions, evaluations, and behaviors (e.g., Goldberg et al., 2020; Pennycook et al., 2020), studies have indicated that individual differences account for some of the variance in people's responses to COVID-19 (e.g., Brouard et al., 2020; Clark et al., 2020; Harper et al., 2020; Zacher & Rudolph, 2021).

There are several reasons to assume that individuals differ in their responses to COVID-19. First, there is robust empirical evidence for the importance of individual differences for a broad array of criteria in general (e.g., Ozer & Benet-Martinez, 2006; Soto, 2019; Zettler et al., 2020), suggesting that individual differences play a role for COVID-19 related criteria, too. Second, theorizing suggests that "individual differences tend to be accentuated in settings characterized by novelty, ambiguity, and uncertainty" (Caspi & Moffit, 1993, p. 266), a description that perfectly matches the quickly arising situation of a global pandemic including quite drastic and continuously changing rules and recommendations to fight the disease. Third and more specifically, personality traits are known to be associated with health-related behaviors, which are obviously relevant in a global

pandemic. In a large-scale metasynthesis across meta-analyses, for instance, Strickhouser et al. (2017) found especially Big Five Conscientiousness, Agreeableness, and (low) Neuroticism to be associated with better overall health as well as better mental health and health behaviors as more narrow criteria. Moreover, Neuroticism is typically associated with the perception of negative, stressful, or unpleasant situations (Hisler et al., 2020), making it likely that it affects how people perceive and evaluate COVID-19. In a similar vein, various traits have been linked to cooperative and prosocial behavior (for a meta-analysis, see Thielmann et al., 2020), and respective traits might thus affect the degree to which people follow behavioral rules and recommendations to curb the spread of COVID-19 given that such compliance can be considered as cooperative behavior because it protects both oneself and society at large.

In line with these arguments and previous evidence, several studies point to a link between individual differences and COVID-19 related criteria. For instance, studies found that individuals high in Neuroticism are more likely to be concerned about COVID-19 (Aschwanden et al., 2021) and perceive more stress during the pandemic (Liu et al., 2020), whereas individuals high in Conscientiousness are more likely to show hoarding behavior (Garbe et al., 2020). Focusing on socially aversive ('dark') personality traits such as Machiavellianism, Narcissism, or Psychopathy, all Blagov (2020), Nowak et al. (2020), and Zajenkowski et al. (2020) found higher levels to be associated with less compliant behavior towards rules and regulations aimed at mitigating the spread of COVID-19 (but see Modersitzki et al., 2020, for less consistent evidence).

Importantly, much of the research around COVID-19 has typically examined links between (a sometimes limited set of) personality traits and (a sometimes limited set of) COVID-19 criteria in one (sometimes very specific) sample only. In line with cautious notes on drawing conclusions based on timely social science COVID-19 research (e.g., IJzerman et

al., 2020) as well as lessons learnt from the ‘replicability crisis’ in psychology and beyond (e.g., Shrout & Rodgers, 2018), however, it seems crucial to identify robust, replicable, and generalizable evidence in this regard.

Addressing this issue, we herein investigate the role of individual differences in the COVID-19 pandemic across nine personality traits and 17 criteria in five independent samples from two (North/Western European) countries. Specifically, we consider basic traits in terms of both the HEXACO (Ashton & Lee, 2007) and the Big Five (Soto & John, 2017) traits, which have been linked to a variety of outcomes in general (e.g., Soto, 2019; Zettler et al., 2020) and in the pandemic already (e.g., Aschwanden et al., 2021; Modersitzki et al., 2020). Given that following behavioral rules and recommendations to fight COVID-19 can be considered as cooperative behavior, we additionally consider three socially aversive traits: the Dark Factor of Personality (Moshagen et al., 2018), Narcissistic Rivalry, and Narcissistic Admiration (Back et al., 2013), which all have been found to predict criteria beyond basic traits, especially in situations in which individuals place a high emphasis on their own aims or status.

The Dark Factor of Personality is defined as “the general tendency to maximize one’s individual utility—disregarding, accepting, or malevolently provoking disutility for others—, accompanied by beliefs that serve as justifications” (Moshagen et al., 2018, p. 657). Both Narcissistic Rivalry and Admiration refer to the degree to which people aim at maintaining a self-view of being grandiose. Whereas Narcissistic Rivalry captures “the tendency to prevent social failure by means of self-defense”, Narcissistic Admiration captures “the tendency to approach social admiration by means of self-promotion” (both Back et al., 2013, p. 1015).

In line with their conceptualizations, the COVID-19 pandemic requiring cooperative behavior, and current evidence on the role of aversive traits for COVID-19 related criteria (Blagov et al., 2020; Nowak et al., 2020; Zajenkowski et al., 2020), it is reasonable to assume

that aversive traits are negatively linked to corresponding criteria. Overall, although our investigation is largely exploratory in terms of not pre-registered hypotheses, the selection of both the basic and the specific traits was thus based on theoretical grounds when setting up the studies.

We consider 17 COVID-19 related criteria, grouped into three categories (for definitions, see Table 1): (i) personal perceptions in terms of worries, risk for one's own health, for one's social life, for one's work/study life, for one's close others, and for society; (ii) behavioral adjustments in terms of following recommendations and rules in general, showing hygienic behavior, physical distancing, and hoarding; and (iii) societal evaluations in terms of political reactions, cancellation of events, travel restrictions, closing of educational institutions, closing of public life spaces, journalistic reactions, and social cohesion. As such, our investigation provides timely insights about robust, replicable, and generalizable relations between a broad set of personality traits and a broad set of COVID-19 criteria.

**Table 1**

*Overview of COVID-19 criteria*

COVID-19 criteria	Degree to which people...
Personal Perceptions	
Worries	feel worried with regard to COVID-19.
Risk-own health	perceive COVID-19 as risk for their health.
Risk-social life	perceive COVID-19 as risk for their social life.
Risk-work/study life	perceive COVID-19 as risk for their work/study life.
Risk-close others	perceive COVID-19 as risk for their close others.
Risk-society	perceive COVID-19 as risk for society at large.
Behavioral Adjustment	
Recommendations	accept constraints and follow recommendations and rules to fight COVID-19.
Hygiene	show hygienic behavior.
Physical distancing	show physical distancing.
Hoarding	show hoarding behavior. [Hoarding is not included in the category aggregate.]
Societal Evaluations	
Political reactions	consider political reactions to COVID-19 as reasonable. [Political reactions is not included in the category aggregate in Studies 4 and 5.]

Cancellation events	consider cancellation of events to fight COVID-19 as reasonable.
Travel restrictions	consider travel restrictions to fight COVID-19 as reasonable.
Closing education	consider closing of educational institutions to fight COVID-19 as reasonable.
Closing public life	consider closing of public venues to fight COVID-19 as reasonable.
Journalistic reactions	consider journalistic reactions to COVID-19 as reasonable. [Journalistic reactions is not included in the category aggregate.]
Social cohesion	consider themselves as part of a society fighting COVID-19. [Social cohesion is not included in the category aggregate.]

---

### Methods

We report findings from five studies, three were conducted in Denmark and two in Germany (Table 2). Although some of the personality as well as the COVID-19 variables varied across the studies, results are comparable on the construct level.



**Table 2***Overview of the studies and measurements*

	Study 1			Study 2			Study 3			Study 4			Study 5		
country	Denmark			Denmark			Denmark			Germany			Germany		
time period (all 2020)	16.03.-16.04.			30.03.-17.05.			30.03.-25.10.			18.03 – 11.04.			13.05. – 08.06.		
cross-sectional/panel	cross-sectional			panel			cross-sectional			cross-sectional			cross-sectional		
N	1,470			928/940			2,805-14,045			914 or 2,114			1,149		
	Measure	Items	$\alpha$	Measure	Items	$\alpha$	Measure	Items	$\alpha$	Measure	Items	$\alpha$	Measure	Items	$\alpha$
Personality traits															
Honesty-Humility	HEX-60	10	.73	BHI	4	.41	BHI	4	.37	HEX-60	10	.65	HEX-60	10	.63
Emotionality/Neuroticism	HEX-60	10	.77	BHI	4	.34	BHI	4	.33	BFI-2-S	6	.81	BFI-2-S	6	.82
Extraversion	HEX-60	10	.81	BHI	4	.63	BHI	4	.61	BFI-2-S	6	.74	BFI-2-S	6	.74
Agreeableness (vs. Anger)	HEX-60	10	.75	BHI	4	.48	BHI	4	.45	BFI-2-S	6	.67	BFI-2-S	6	.68
Conscientiousness	HEX-60	10	.72	BHI	4	.47	BHI	4	.49	BFI-2-S	6	.76	BFI-2-S	6	.76
Openness to Experience	HEX-60	10	.77	BHI	4	.50	BHI	4	.53	BFI-2-S	6	.72	BFI-2-S	6	.76
Dark Factor of Personality	D70	70	.94	D16	16	.80	-	-	-	-	-	-	-	-	-
Narcissistic Rivalry	-	-	-	-	-	-	-	-	-	NARQ-S	3	.60	NARQ-S	3	.59
Narcissistic Admiration	-	-	-	-	-	-	-	-	-	NARQ-S	3	.78	NARQ-S	3	.77
COVID-19 criteria															
Personal Perceptions	-	-	-	aggregate	10	.76	aggregate	10	.74	aggregate	12	.78	aggregate	12	.81
Worries	-	-	-	ad hoc	2	.79	Study 2	2	.75	ad hoc	3	.82	Study 4	3	.81
Risk-own health	-	-	-	-	-	-	-	-	-	ad hoc	1	-	Study 4	1	-
Risk-social life	-	-	-	-	-	-	-	-	-	ad hoc	1	-	Study 4	1	-
Risk-work/study life	-	-	-	ad hoc	1	-	Study 2	1	-	ad hoc	1	-	Study 4	1	-
Risk-close others	-	-	-	ad hoc	1	-	Study 2	1	-	ad hoc	2	.53	Study 4	2	.72
Risk-society	-	-	-	ad hoc	6	.69	Study 2	6	.66	ad hoc	4	.59	Study 4	4	.67
Behavioral Adjustment	-	-	-	-	-	-	aggregate	6	.80	aggregate	19	.85	aggregate	19	.88
Recommendations	ad hoc	4	.88	ad hoc	1	-	Study 2	1	-	ad hoc	5	.79	Study 4	5	.77
Hygiene	-	-	-	-	-	-	ad hoc	3	.68	ad hoc	2	.58	Study 4	2	.63
Physical distancing	-	-	-	-	-	-	ad hoc	2	.64	ad hoc	12	.80	Study 4	12	.85
Hoarding	ad hoc	1	-	-	-	-	ad hoc	3	.68	ad hoc	2	.50	Study 4	2	.35
Societal Evaluations	-	-	-	-	-	-	aggregate	21	.92	aggregate	17	.91	aggregate	17	.95
Political reactions	-	-	-	-	-	-	ad hoc	12	.87	ad hoc	1	-	Study 4	1	-
Cancellation events	-	-	-	-	-	-	ad hoc	1	-	ad hoc	3	.83	Study 4	3	.90

Travel restrictions	-	-	-	-	-	-	ad hoc	4	.74	ad hoc	7	.86	Study 4	7	.89
Closing education	-	-	-	-	-	-	ad hoc	1	-	ad hoc	3	.91	Study 4	3	.94
Closing public life	-	-	-	-	-	-	ad hoc	3	.77	ad hoc	4	.80	Study 4	4	.88
Journalistic reactions	-	-	-	ad hoc	1	-	Study 2	1	-	ad hoc	1	-	Study 4	1	-
Social cohesion	-	-	-	ad hoc	5	.95	Study 2	5	.93	ad hoc	1	-	Study 4	1	-

*Note.* In Study 2, the sample size involving risk-work/study life and the personal perception aggregate is  $n = 928$  (comprising all participants that indicated to have a job). In Study 3, the sample size involving the societal evaluations aggregate and closing education is  $n = 2,805$  (comprising the first four measurement occasions), involving closing public life is  $n = 4,249$  (comprising the first six measurement occasions), involving hoarding is  $n = 3,765$  (comprising the first six measurement occasions and excluding participants who indicated that this question was not relevant to them), involving political reactions, cancellation events, and travel restrictions is  $n = 5,029$  (comprising the first seven measurement occasions), involving risk-work/study life and the personal perception aggregate is  $n = 8,809$  (comprising all participants that indicated to have a job), and involving all other variables is  $n = 14,045$  (comprising all 18 measurement occasions). In Study 4, the sample size at the first measurement occasion (used for all correlations except involving Honesty-Humility, see below) is  $n = 2,114$ , and at the second measurement occasion (used for all correlations as well as regression analyses involving Honesty-Humility, see below) is  $n = 914$ . Items = number of items. HEX-60 = 60-item HEXACO Personality Inventory-Revised (Ashton & Lee, 2009); D70 = item set introduced by Moshagen et al. (2020); BHI = Brief HEXACO Inventory (De Vries, 2013); D16 = item set introduced by Moshagen et al. (2020); BFI-2-S = Short form of the Big Five Inventory-2 (Soto & John, 2017); NARQ = Narcissistic Admiration and Rivalry Questionnaire short scale (Leckelt et al., 2018).

## Open Science Statement

The data sets underlying Studies 3, 4, and 5, one exemplary synthetic data set for each Study 1 and 2 (because these were not anonymous data sets), the analyses scripts/outputs including further analyses, as well as the overview of the administered items (including a translated English version) used for this investigation can be found at the Open Science Framework (OSF, <https://osf.io/c96dx/>).

## Procedure and Participants

### *Studies 1-3*

Samples for studies 1-3 were invited from two sets of contact information that the first author received via Statistics Denmark in 2018 and 2020, respectively. Each of these sets included contact information from a random sample of approx. 100,000 Danish adult citizens that—when retrieving the data—were representative for the Danish adult population with regard to the distribution of gender and age. From this, in 2020 several random non-overlapping samples were invited to participate in online studies set up via formr (Arslan et al., 2020). For Study 1, 10,000 people were invited to a study on personality traits on March 16<sup>th</sup> (participation was closed April 16<sup>th</sup>). For Study 2, 15,000 people were invited to fill out a survey on COVID-19 each week between calendar weeks 13 and 20. For Study 3, in several weeks between calendar weeks 13 and 43, random samples were invited to participate in a repeated cross-sectional study on COVID-19 (for more information, see Supplemental Material). The invitations for Studies 1 to 3 were sent to people's official digital mail (e-boks; <https://www.e-boks.com/danmark/en/>) and participation was always voluntary. Participation was partially incentivized in Study 1.

The final sample in Study 1 are  $N = 1,470$  participants (54% female,  $M_{\text{age}} = 49.07$  years), who completed all measures at one measurement occasion. The final sample in Study 2 are  $N = 940$  participants (58% female,  $M_{\text{age}} = 54.44$  years), who completed the HEXACO

traits in calendar week 14, the measure of the Dark Factor of Personality in week 15, and the COVID-19 criteria in week 16 (some criteria were assessed repeatedly, but to separate the traits and criteria assessments, we use the data from the first criteria assessment following the last trait assessment). The final sample in Study 3 are  $N = 14,045$  participants (55% female,  $M_{\text{age}} = 56.36$  years), who completed all measures at one measurement occasion. Given that Studies 1 to 3 ran over several weeks, we controlled for the time of participation in the corresponding regression analyses.

### ***Studies 4-5***

Studies 4 and 5 were also realized via online questionnaires set up via formr. For these studies, German adult citizens were invited via social media announcements, online advertisements, and press releases to take part in a study on emotions during the pandemic, incentivized by individual feedback on emotions during the study phase. The invitations were published on March 18<sup>th</sup> (Study 4) and May 13<sup>th</sup> (Study 5), respectively. Next to the initial online questionnaires which provide the basis of the present analyses, the studies included a subsequent 14-day experience-sampling phase (not considered herein, but in Kroencke et al., 2020) and final online questionnaires. Note that in Study 4 Honesty-Humility was assessed in the final and not in the initial survey wave only. In Study 4, 2,114 participants (78% female,  $M_{\text{age}} = 33.66$  years) provided necessary data for the present analyses at the first measurement occasion, and  $n = 914$  at the second measurement occasion. In Study 5, 1,149 participants (82% female,  $M_{\text{age}} = 41.34$  years) provided necessary data for the present analyses.

### **Measures**

#### ***HEXACO/Big Five traits***

All studies assessed Honesty-Humility from the HEXACO Model of Personality (Ashton & Lee, 2007), either via the HEXACO-60 (Ashton & Lee, 2009; Studies 1, 4, and 5) or via the Brief HEXACO Inventory (BHI, De Vries, 2013; Studies 2 and 3). Whereas Studies

1 to 3 also assessed the remaining HEXACO traits, Studies 4 and 5 assessed the Big Five traits via the Short form of the Big Five Inventory-2 (BFI-2, Soto & John, 2017). Although there are some differences between HEXACO Emotionality and Big Five Neuroticism, as well as between HEXACO Agreeableness vs. Anger and Big Five Agreeableness, we present the results concerning these counterparts jointly (to ease readability). For relations between the HEXACO-60 and the Big Five Inventory-2 scales, see Ashton et al. (2019; though this study did not use the Short form of the BFI-2)

### ***Dark Factor of Personality***

The Dark Factor of Personality was assessed via the D70 in Study 1, and via the D16 in Study 2 (both Moshagen et al., 2020).

### ***Narcissistic Rivalry and Admiration***

Narcissistic Rivalry and Admiration were assessed via the Narcissistic Admiration and Rivalry Questionnaire Short Scale (Leckelt et al., 2018) in both Studies 4 and 5.

### ***COVID-19 criteria***

We consider 17 COVID-19 criteria, grouped into personal perceptions, behavioral adjustment, and societal evaluations. Although Studies 2 to 5 assessed further variables in the realm of COVID-19, selection of criteria was guided by the necessity that each criterion was assessed in a minimum of one study in Denmark and one study in Germany. The only exceptions to this pertain to two risk-related criteria that were only assessed in Germany, but kept in the analyses to provide a more comprehensive overview on links between personality traits and risk-related perceptions. Next to this general difference, not all criteria were assessed in Studies 1 and 2. All COVID-19 items/scales were created ad hoc.

### ***Analyses***

We estimated zero-order correlations between gender, age, and the personality traits to the COVID-19 criteria. Further, we conducted up to four multiple regression analyses for

each criterion: Model 1 includes gender, age, time of participation (only applicable to Studies 1-3), and the assessed basic traits as predictors. Model 2a includes gender, age, time of participation, and the Dark Factor of Personality as predictors (only applicable to some criteria in Studies 1 and 2). Likewise, Model 2b includes gender, age, and Narcissistic Rivalry and Admiration as predictors (only applicable to Studies 4 and 5). Model 3 includes gender, age, time of participation, and all assessed basic and specific traits as predictors—note that these analyses thus differ across the studies given that different specific traits were assessed across the studies.<sup>1</sup>

To focus on robust, replicable, and generalizable relations, we conducted internal meta-analyses on the correlation estimates as well as on Model 1 from the regression analyses using the “meta” (Schwarzer, 2021) and “metafor” (Viechtbauer, 2020) packages in the R environment. Note that the standardized betas from the regression analyses for each study can be immediately subjected to an internal meta-analysis, because the slopes are based on the same regression model involving the same predictors.<sup>2</sup>

To further facilitate most general insights, we also created three aggregate variables on the category level, based on the means across the criteria within the categories. For behavioral adjustments, we excluded hoarding because this is quite different as compared to all recommendations, hygiene, and physical distancing, which all represent behavior helping to curb the spread of COVID-19. For societal evaluations, we excluded journalistic reactions as well as social cohesion, because these criteria are quite different as compared to political

---

<sup>1</sup> For Study 4, we also repeated Models 1 and 3 not including Honesty-Humility and thus based on a larger sample ( $N = 2,114$ ; see Table S23).

<sup>2</sup> With the only exception of the covariate time of participation, which was included in Studies 1-3, but not in Studies 4 and 5. Excluding this covariate from Studies 1-3 and then repeating the meta-analyses analyses results in very similar findings.

reactions, cancellation events, travel restrictions, closing education, and closing public life, which all deal with evaluations about governmental reactions. In addition, we excluded political reactions from the aggregates in Studies 4 and 5, because the therein used response scale differed conceptually from the response scale for Study 3, which was in line with all other variables used for the aggregate.

Given the number of conducted analyses, we provide the 95% confidence intervals for the internal meta-analyses, but the 99% confidence intervals for the regression estimates on the individual study level. Further, we considered  $p < .01$  as statistically significant. We focus on the size of correlations and standardized betas when drawing substantive conclusions.

### **Missing Data in Studies 2 and 3**

In Study 2 and in the first eight measurement occasions of Study 3, participants were free to choose which items they want to answer, resulting in some missing data. We assumed missing-at-random and consequently conducted (partly passive; Van Buuren, 2018) multiple imputation analyses with 20 imputations using predictive mean matching for continuous and logistic regression for categorical outcomes with the MICE package (Van Buuren & Groothuis-Oudshoorn, 2011), including all variables used in the regression models in the predictor matrix.

## **Results**

Table S1 in the Supplemental Material shows the means, standard deviations, and ranges of the variables; results of the correlation and regression analyses on the individual study level are also shown in the Supplemental Material (Tables S2-S22). Table 3 (as well as Figures S1-S3 in the Supplemental Material) show the pooled (internal meta-analytic) correlation estimates between the personality variables and the COVID-19 criteria; Table 4 shows the pooled (internal meta-analytic) regression estimates for the models including

gender, age, and the basic traits as predictors. Given the large number of considered variables, we only point at and interpret the most important results.



**Table 3***Pooled (internal meta-analytic) correlation estimates between personality and COVID-19 criteria*

Variable		Gender	Age	Honesty-Humility		EM/NE	Extraversion	AG
	<i>k</i> ( <i>N</i> )	$\hat{\rho}$ [95% CI]	$\hat{\rho}$ [95% CI]	<i>k</i> ( <i>N</i> )	$\hat{\rho}$ [95% CI]	<i>k</i> ( <i>N</i> )	$\hat{\rho}$ [95% CI]	$\hat{\rho}$ [95% CI]
Personal Perceptions	4 (13,000)	<b>-.10 [-.14, -.07]</b>	<b>.14 [.08, .20]</b>	4 (11,800)	.00 [-.02, .02]	4 (13,000)	<b>.25 [.23, .28]</b>	.01 [-.03, .04]
Worries	4 (18,248)	<b>-.15 [-.18, -.11]</b>	.11 [.02, .21]	4 (17,048)	.06 [.00, .12]	4 (18,248)	<b>.32 [.28, .36]</b>	-.01 [-.06, .04]
Risk-own health	2 (3,263)	<b>-.05 [-.09, -.01]</b>	<b>.27 [.16, .37]</b>	2 (2,063)	.01 [-.03, .05]	2 (3,263)	<b>.12 [.07, .16]</b>	<b>-.06 [-.10, -.03]</b>
Risk-social life	2 (3,263)	-.01 [-.05, .03]	-.04 [-.07, -.01]	2 (2,063)	<b>-.07 [-.12, -.02]</b>	2 (3,263)	.10 [-.02, .23]	.12 [.01, .23]
Risk-work/study life	4 (13,000)	-.02 [-.07, .03]	<b>-.16 [-.22, -.09]</b>	4 (11,800)	<b>-.11 [-.14, -.07]</b>	4 (13,000)	<b>.07 [.02, .11]</b>	.00 [-.07, .06]
Risk-close others	4 (18,248)	<b>-.11 [-.17, -.05]</b>	<b>.16 [.09, .23]</b>	4 (17,048)	<b>.07 [.03, .12]</b>	4 (18,248)	<b>.17 [.10, .25]</b>	.01 [-.03, .05]
Risk-society	4 (18,248)	-.05 [-.09, -.01]	<b>.17 [.11, .22]</b>	4 (17,048)	.00 [-.05, .06]	4 (18,248)	<b>.14 [.07, .20]</b>	.02 [-.01, .05]
Behavioral Adjustment	3 (17,308)	<b>-.14 [-.16, -.12]</b>	<b>.22 [.13, .30]</b>	3 (16,108)	<b>.21 [.20, .23]</b>	3 (17,308)	.02 [-.06, .10]	.10 [.01, .19]
Recommendations	5 (19,718)	<b>-.13 [-.15, -.10]</b>	<b>.21 [.18, .25]</b>	5 (18,518)	<b>.22 [.19, .25]</b>	5 (19,718)	.05 [-.03, .13]	<b>.09 [.02, .15]</b>
Hygiene	3 (17,308)	<b>-.11 [-.16, -.05]</b>	<b>.21 [.16, .26]</b>	3 (16,108)	.10 [.01, .19]	3 (17,308)	.03 [-.03, .09]	<b>.13 [.06, .19]</b>
Physical distancing	3 (17,308)	<b>-.12 [-.18, -.05]</b>	<b>.17 [.07, .26]</b>	3 (16,108)	<b>.18 [.15, .20]</b>	3 (17,308)	.01 [-.05, .07]	.07 [.01, .13]
Hoarding	4 (7,968)	.00 [-.02, .03]	.01 [-.05, .06]	4 (6,768)	<b>-.05 [-.07, -.02]</b>	4 (7,968)	.03 [.00, .06]	-.01 [-.04, .02]
Societal Evaluations	3 (6,068)	<b>-.12 [-.15, -.10]</b>	.06 [.00, .11]	3 (4,868)	<b>.13 [.10, .16]</b>	3 (6,068)	<b>.08 [.03, .12]</b>	.00 [-.10, .09]
Political reactions	3 (8,292)	-.01 [-.08, .06]	<b>.09 [.05, .13]</b>	3 (7,092)	.01 [-.09, .10]	3 (8,292)	-.01 [-.15, .12]	<b>.06 [.04, .09]</b>
Cancellation events	3 (8,292)	<b>-.07 [-.12, -.03]</b>	<b>.08 [.04, .11]</b>	3 (7,092)	<b>.12 [.09, .15]</b>	3 (8,292)	.05 [-.04, .13]	.00 [-.05, .05]
Travel restrictions	3 (8,292)	<b>-.15 [-.17, -.13]</b>	.03 [-.01, .06]	3 (7,092)	<b>.11 [.04, .17]</b>	3 (8,292)	<b>.10 [.07, .14]</b>	-.01 [-.10, .08]
Closing education	3 (6,068)	<b>-.08 [-.12, -.03]</b>	.02 [-.05, .08]	3 (4,868)	<b>.09 [.05, .14]</b>	3 (6,068)	.08 [-.01, .17]	-.02 [-.07, .04]
Closing public life	3 (7,512)	<b>-.10 [-.13, -.08]</b>	.04 [.01, .08]	3 (7,092)	<b>.12 [.09, .14]</b>	3 (7,512)	.07 [.00, .14]	-.01 [-.07, .05]
Journalistic reactions	4 (18,248)	<b>.09 [.05, .12]</b>	-.03 [-.08, .03]	4 (17,048)	<b>-.05 [-.06, -.03]</b>	4 (18,248)	<b>-.07 [-.13, -.02]</b>	<b>.03 [.01, .05]</b>
Social cohesion	4 (18,248)	<b>-.09 [-.17, .00]</b>	<b>.14 [.01, .26]</b>	4 (17,048)	<b>.15 [.10, .19]</b>	4 (18,248)	.03 [-.13, .19]	<b>.16 [.11, .21]</b>

**Table 3 (continued)***Pooled (internal meta-analytic) correlation estimates between personality and COVID-19 criteria*

Variable		CO	OP	Dark Factor of Personality		Narcissistic Rivalry	Narcissistic Admiration
	<i>k</i> ( <i>N</i> )	$\hat{\rho}$ [95% CI]	$\hat{\rho}$ [95% CI]	<i>k</i> ( <i>N</i> )	$\hat{\rho}$ [95% CI]	$\hat{\rho}$ [95% CI]	$\hat{\rho}$ [95% CI]
Personal Perceptions	4 (13,000)	.02 [-.02, .06]	.01 [-.03, .06]	1 (940)	<b>-.12 [-.17, -.04]</b>	2 (3,263)	.01 [-.05, .03]
Worries	4 (18,248)	<b>.03 [.01, .05]</b>	-.01 [-.02, .07]	1 (940)	<b>-.21 [-.27, -.15]</b>	2 (3,263)	.03 [.00, .06]
Risk-own health	2 (3,263)	.00 [-.05, .06]	-.02 [-.07, .02]	-	-	2 (3,263)	-.01 [-.04, .03]
Risk-social life	2 (3,263)	.00 [-.07, .08]	.00 [-.06, .05]	-	-	2 (3,263)	.00 [-.04, .04]
Risk-work/study life	4 (13,000)	-.02 [-.03, .00]	-.01 [-.05, .03]	1 (940)	<b>.10 [.04, .17]</b>	2 (3,263)	<b>.05 [.01, .09]</b>
Risk-close others	4 (18,248)	.03 [.01, .05]	.00 [-.03, .02]	1 (940)	<b>-.19 [-.25, -.13]</b>	2 (3,263)	-.04 [-.08, .00]
Risk-society	4 (18,248)	.02 [-.03, .08]	-.01 [-.10, .07]	1 (940)	-.04 [-.10, .02]	2 (3,263)	-.07 [-.12, -.01]
Behavioral Adjustment	3 (17,308)	<b>.15 [.08, .23]</b>	<b>.09 [.06, .12]</b>	-	-	2 (3,263)	<b>-.20 [-.25, -.15]</b>
Recommendations	5 (19,718)	<b>.16 [.13, .19]</b>	<b>.09 [.05, .13]</b>	2 (2,140)	<b>-.35 [-.40, -.30]</b>	2 (3,263)	<b>-.17 [-.22, -.11]</b>
Hygiene	3 (17,308)	<b>.14 [.06, .21]</b>	<b>.05 [.03, .08]</b>	-	-	2 (3,263)	<b>-.10 [-.13, -.06]</b>
Physical distancing	3 (17,308)	<b>.11 [.06, .16]</b>	<b>.06 [.04, .08]</b>	-	-	2 (3,263)	<b>-.18 [-.23, -.13]</b>
Hoarding	4 (7,968)	.00 [-.03, .03]	.02 [-.03, .06]	1 (1,470)	<b>.08 [.03, .13]</b>	2 (3,263)	.06 [.01, .11]
Societal Evaluations	3 (6,068)	.07 [.00, .14]	-.04 [-.07, -.01]	-	-	2 (3,263)	<b>-.10 [-.14, -.07]</b>
Political reactions	3 (8,292)	.05 [-.02, .12]	.00 [-.03, .03]	-	-	2 (3,263)	.04 [-.02, .09]
Cancellation events	3 (8,292)	.05 [.01, .09]	<b>.03 [.01, .05]</b>	-	-	2 (3,263)	<b>-.10 [-.13, -.06]</b>
Travel restrictions	3 (8,292)	<b>.08 [.03, .14]</b>	<b>-.07 [-.11, -.03]</b>	-	-	2 (3,263)	<b>-.09 [-.12, -.05]</b>
Closing education	3 (6,068)	.02 [-.03, .07]	.00 [-.04, .04]	-	-	2 (3,263)	<b>-.07 [-.11, -.04]</b>
Closing public life	3 (7,512)	.04 [.00, .09]	.02 [-.01, .04]	-	-	2 (3,263)	<b>-.11 [-.15, -.07]</b>
Journalistic reactions	4 (18,248)	.02 [-.01, .05]	-.02 [-.04, .00]	1 (940)	<b>.10 [.04, .17]</b>	2 (3,263)	.06 [.01, .11]
Social cohesion	4 (18,248)	<b>.08 [.06, .11]</b>	<b>.11 [.05, .17]</b>	1 (940)	<b>-.40 [-.45, -.34]</b>	2 (3,263)	<b>-.17 [-.20, -.13]</b>

*Note.* Gender: female = 0, male = 1. EM/NE = Emotionality/Neuroticism, AG = Agreeableness (vs. Anger), CO = Conscientiousness, OP = Openness to Experience. *k* (*N*) always applies to all columns to the right until a new *k* (*N*) appears. Hoarding, Journalistic reactions, and Social cohesion are not included in their respective category aggregate, and Closing education as well as Closing public life are not included in the Societal Evaluations aggregate in Study 3 (to maintain the largest *N*). *p* values < .01 are presented in bold.

**Table 4***Pooled (internal meta-analytic regression) estimates for Model 1*

	Worries ( <i>k</i> = 4, <i>N</i> = 17,048)	Risk-own health ( <i>k</i> = 2, <i>N</i> = 2,063)	Risk-social life ( <i>k</i> = 2, <i>N</i> = 2,063)	Personal Perceptions		Risk-close others ( <i>k</i> = 4, <i>N</i> = 17,048)	Risk-society ( <i>k</i> = 4, <i>N</i> = 17,048)	Aggregate ( <i>k</i> = 4, <i>N</i> = 11,812)
	$\beta$ [95% CI]	$\beta$ [95% CI]	$\beta$ [95% CI]	$\beta$ [95% CI]	$\beta$ [95% CI]	$\beta$ [95% CI]	$\beta$ [95% CI]	$\beta$ [95% CI]
Model 1								
Intercept	.03 [-.03, .09]	-.02 [-.07, .04]	-.03 [-.07, .02]	-.01 [-.06, .03]	<b>.05 [.03, .07]</b>	.01 [-.01, .03]	.03 [.00, .06]	
Gender (female = 0, male = 1)	<b>-.15 [-.20, -.10]</b>	-.11 [-.21, .00]	.13 [.02, .24]	-.02 [-.15, .11]	<b>-.15 [-.23, -.08]</b>	-.08 [-.15, .00]	-.09 [-.16, -.02]	
Age	<b>.14 [.08, .20]</b>	<b>.32 [.18, .46]</b>	-.01 [-.05, .03]	<b>-.15 [-.21, -.09]</b>	<b>.17 [.11, .24]</b>	<b>.17 [.11, .24]</b>	<b>.16 [.13, .20]</b>	
Honesty-Humility	<b>.03 [.01, .04]</b>	-.01 [-.05, .03]	-.06 [-.10, -.01]	<b>-.08 [-.10, -.05]</b>	.01 [-.02, .05]	-.04 [-.11, .04]	-.04 [-.08, .00]	
Emotionality/Neuroticism	<b>.34 [.25, .43]</b>	<b>.16 [.11, .21]</b>	<b>.21 [.10, .31]</b>	.07 [.01, .13]	<b>.19 [.16, .23]</b>	<b>.18 [.16, .20]</b>	<b>.29 [.24, .34]</b>	
Extraversion	.04 [.00, .07]	-.01 [-.06, .03]	<b>.18 [.10, .27]</b>	.02 [-.03, .06]	.02 [.00, .04]	.04 [-.01, .08]	.05 [.00, .10]	
Agreeableness (vs. Anger)	.03 [-.05, .10]	.02 [-.03, .07]	<b>.11 [.07, .16]</b>	.00 [-.05, .04]	.03 [-.02, .07]	.01 [-.06, .08]	.03 [-.06, .11]	
Conscientiousness	<b>.06 [.02, .10]</b>	.01 [-.06, .07]	.00 [-.06, .06]	.02 [.00, .04]	.04 [.01, .06]	.03 [-.04, .09]	.05 [.00, .10]	
Openness to Experience	.01 [-.01, .03]	.03 [-.02, .07]	.01 [-.05, .07]	.02 [-.02, .07]	.01 [-.02, .04]	.06 [.00, .12]	.04 [.00, .09]	
	Recommendations ( <i>k</i> = 5, <i>N</i> = 18,517)	Hygiene ( <i>k</i> = 3, <i>N</i> = 16,108)	Behavioral Adjustment					
			Physical Distancing ( <i>k</i> = 3, <i>N</i> = 16,108)	Aggregate ( <i>k</i> = 3, <i>N</i> = 16,108)		Hoarding ( <i>k</i> = 4, <i>N</i> = 7,297)		
Model 1								
Intercept	<b>.07 [.05, .09]</b>	.04 [-.03, .10]	<b>.04 [.01, .06]</b>	<b>.08 [.06, .10]</b>		-.01 [-.04, .02]		
Gender (female = 0, male = 1)	<b>-.16 [-.19, -.14]</b>	<b>-.17 [-.25, -.09]</b>	<b>-.20 [-.36, -.04]</b>	<b>-.23 [-.32, -.13]</b>		-.01 [-.06, .04]		
Age	<b>.19 [.15, .22]</b>	<b>.21 [.14, .28]</b>	<b>.16 [.08, .24]</b>	<b>.20 [.12, .28]</b>		.02 [-.03, .08]		
Honesty-Humility	<b>.12 [.09, .15]</b>	.04 [-.02, .09]	<b>.13 [.08, .17]</b>	<b>.13 [.09, .17]</b>		<b>-.04 [-.07, -.02]</b>		
Emotionality/Neuroticism	<b>.08 [.02, .13]</b>	<b>.08 [.04, .13]</b>	.08 [.01, .14]	.09 [.01, .16]		.03 [-.01, .07]		
Extraversion	.03 [-.01, .06]	<b>.10 [.08, .12]</b>	.05 [-.02, .12]	<b>.06 [.02, .11]</b>		-.01 [-.04, .02]		
Agreeableness (vs. Anger)	<b>.08 [.03, .12]</b>	.07 [-.02, .17]	.08 [-.01, .16]	.09 [-.01, .19]		-.02 [-.05, .00]		
Conscientiousness	<b>.10 [.07, .14]</b>	.08 [.00, .16]	.04 [-.03, .11]	.07 [-.01, .16]		.01 [-.02, .04]		
Openness to Experience	<b>.07 [.03, .10]</b>	<b>.04 [.02, .05]</b>	.05 [.04, .07]	<b>.07 [.04, .10]</b>		.03 [-.02, .07]		

**Table 4 (continued)***Pooled (internal meta-analytic regression) estimates for Model 1*

	Political Reactions ( <i>k</i> = 3, <i>N</i> = 7,092)	Cancellation events ( <i>k</i> = 3, <i>N</i> = 7,092)	Travel restrictions ( <i>k</i> = 3, <i>N</i> = 7,092)	Societal Evaluations		Aggregate ( <i>k</i> = 3, <i>N</i> = 4,868)	Journalistic Reactions ( <i>k</i> = 4, <i>N</i> = 18,518)
	$\beta$ [95% CI]	$\beta$ [95% CI]	$\beta$ [95% CI]	$\beta$ [95% CI]	$\beta$ [95% CI]	$\beta$ [95% CI]	$\beta$ [95% CI]
Model 1							
Intercept	-.01 [-.04, .02]	<b>.05 [.02, .07]</b>	<b>.07 [.04, .10]</b>	.04 [.01, .07]	<b>.05 [.02, .08]</b>	.03 [.00, .06]	-.05 [-.10, .00]
Gender (female = 0, male = 1)	.01 [-.05, .06]	<b>-.10 [-.14, -.05]</b>	<b>-.25 [-.36, -.14]</b>	<b>-.10 [-.18, -.03]</b>	<b>-.14 [-.21, -.06]</b>	-.16 [-.33, .01]	<b>.17 [.13, .22]</b>
Age	<b>.09 [.05, .12]</b>	<b>.09 [.05, .12]</b>	.05 [-.02, .07]	.03 [-.04, .11]	<b>.05 [.03, .07]</b>	<b>.07 [.03, .11]</b>	-.04 [-.10, .02]
Honesty-Humility	-.01 [-.07, .05]	<b>.08 [.06, .11]</b>	<b>.08 [.06, .11]</b>	<b>.08 [.02, .14]</b>	<b>.08 [.06, .10]</b>	<b>.08 [.06, .10]</b>	-.02 [-.05, .00]
Emotionality/Neuroticism	.00 [-.14, .14]	<b>.07 [.03, .12]</b>	<b>.10 [.07, .13]</b>	.08 [.01, .14]	<b>.09 [.07, .12]</b>	<b>.10 [.07, .13]</b>	<b>-.07 [-.08, -.06]</b>
Extraversion	<b>.04 [.01, .06]</b>	.00 [-.06, .06]	.01 [-.05, .07]	.01 [-.06, .07]	-.01 [-.06, .05]	.01 [-.05, .08]	.03 [.00, .06]
Agreeableness (vs. Anger)	.00 [-.10, .10]	.07 [.01, .13]	.01 [-.01, .04]	.02 [-.01, .05]	<b>.05 [.02, .07]</b>	.03 [.00, .05]	-.04 [-.08, .00]
Conscientiousness	.03 [-.05, .11]	.02 [.00, .04]	<b>.07 [.04, .10]</b>	.00 [-.03, .04]	.02 [-.02, .05]	.05 [.00, .10]	<b>.02 [.01, .04]</b>
Openness to Experience	-.02 [-.04, .00]	.03 [.01, .05]	<b>-.05 [-.07, -.02]</b>	.01 [-.05, .06]	<b>.04 [.01, .06]</b>	-.01 [-.03, .01]	<b>-.03 [-.04, -.01]</b>
Social cohesion ( <i>k</i> = 4, <i>N</i> = 18,518)							
Model 1							
Intercept	.05 [.00, .09]						
Gender (female = 0, male = 1)	-.11 [-.23, .00]						
Age	.12 [.02, .23]						
Honesty-Humility	<b>.07 [.05, .08]</b>						
Emotionality/Neuroticism	.07 [-.03, .16]						
Extraversion	<b>.11 [.09, .12]</b>						
Agreeableness (vs. Anger)	<b>.13 [.05, .21]</b>						
Conscientiousness	.02 [-.02, .06]						
Openness to Experience	.07 [.00, .13]						

*Note.* Hoarding, Journalistic reactions, and Social cohesion are not included in their respective category aggregate. *p* values < .01 are presented in bold.

### Personal Perceptions

The category personal perceptions contains how strongly people worry about COVID-19 and perceive it as a risk for various aspects of their life and society in general. From the basic traits, Emotionality/Neuroticism stood out as the only consistent predictor, correlating with the aggregate of personal perceptions  $\hat{\rho} = .25$  (ranging from .07 to .32 across the criteria within the category). Relatedly, Emotionality/Neuroticism showed an average of  $\beta = .29$  in the regression analyses predicting the aggregate by all basic traits (plus gender and age), ranging  $.07 \leq \beta \leq .34$  in the corresponding analyses across the criteria within the category. Thus, across studies/countries, individuals higher in Emotionality/Neuroticism were generally more likely to worry about COVID-19 and to perceive it as a risk for various aspects.

The other basic traits as well as Narcissistic Rivalry and Admiration showed no link to the aggregate of personal perceptions ( $.00 \leq |\hat{\rho}| \leq .03$ ) and hardly any substantive links to the specific criteria (all  $\hat{\rho}s \leq .12$ ). By contrast, individuals higher in the Dark Factor of Personality were less likely to worry about COVID-19 ( $r = -.21$ ) and to perceive it as a risk for their close others ( $r = -.19$ ). Next to Emotionality/Neuroticism and (partly) the Dark Factor of Personality, gender and age showed some substantive links. Women showed a (mostly weak) general trend to perceive COVID-19 more as a risk than men across the aggregate/criteria ( $-.15 \leq \hat{\rho}s \leq -.01$ ). Older people were more likely to worry about COVID-19 and to perceive it as a risk for their own health, close others, and society in general ( $.11 \leq \hat{\rho}s \leq .27$ ), whereas younger people were more likely to perceive the pandemic as a risk for their work/study life ( $\hat{\rho} = -.16$ ). Summarizing across the results from the multiple regression analyses including gender, age, and all basic and specific traits (Models 3 in S3-S8; S20) suggests that especially age and Emotionality/Neuroticism remain significantly associated with personal perceptions when controlling for the overlap between the individual difference constructs.

### **Behavioral Adjustment**

The category behavioral adjustment describes how strongly people accept restrictions and follow recommendations to fight COVID-19 in general as well as show hygienic measures and physical distancing in particular. Further, it includes whether people show hoarding behavior—which is not recommended as a measure to mitigate the spread of COVID-19 and thus not included in the category aggregate.

Focusing on behavior aiming to mitigate the spread of COVID-19, particularly traits comprising anti- or prosocial tendencies were consistent predictors. Across recommendations, hygiene, physical distancing, and their aggregate, Honesty-Humility ( $.10 \leq \hat{\rho} \leq .22$ ), Agreeableness (vs. Anger;  $.11 \leq \hat{\rho} \leq .16$ ), and Narcissistic Rivalry ( $-.20 \leq \hat{\rho} \leq -.10$ ) showed consistent links. Relatedly, the Dark Factor of Personality was linked substantially to recommendations across the two studies in which it was included ( $\hat{\rho} = -.35$ ). These results indicate that people high in Honesty-Humility and Agreeableness (vs. Anger) as well as low in the Dark Factor of Personality and Narcissistic Rivalry were more likely to follow the recommendations.

Additionally, individuals high in Conscientiousness were generally more likely to show behavior in line with the recommendations ( $.11 \leq \hat{\rho} \leq .16$ ). There were also weak positive trends for both Extraversion ( $.07 \leq \hat{\rho} \leq .13$ ) and Openness to Experience ( $.05 \leq \hat{\rho} \leq .09$ ), and a weak negative trend for Narcissistic Admiration ( $-.10 \leq \hat{\rho} \leq -.04$ ). Further, both demographic variables showed quite substantive links in both the correlations as well as across the regression analyses. Women were more likely to show behavior in line with the recommendations ( $-.14 \leq \hat{\rho} \leq -.11$ ;  $-.23 \leq \beta \leq -.16$ ), and so did older people ( $.17 \leq \hat{\rho} \leq .22$ ;  $.16 \leq \beta \leq .21$ ). Notably, the effects of gender and especially age maintained across most regression analyses, whereas the importance of some of the traits differed depending on the considered criterion as well as on which other traits were included in the regression analyses

or not (Models 1 and 3, Tables 4, S9-S11, and S21). With regard to hoarding, we did not find any substantive link at all ( $.00 \leq |\hat{\rho}| \leq .08$ ), suggesting that this behavior is not (or very weakly, at best) affected by (the considered) underlying individual differences.

### **Societal Evaluations**

The category societal evaluations reflects how people perceive different governmental measures to fight COVID-19. Further, we assessed people's evaluations of the way journalists dealt with the pandemic as well as whether people experienced a feeling of social cohesion in the pandemic. Concerning the former, there were patterns of a weak effect of Honesty-Humility ( $\hat{\rho} = .13$  for the aggregate) as well as Narcissistic Rivalry ( $\hat{\rho} = -.10$  for the aggregate), which also held for Honesty-Humility across most regression analyses (Tables 3, S13-S17, S22). Effects of the other traits (as well as age) were, in general, smaller and less consistent across the analyses. Again, though, there was an effect of gender such that women were more likely to consider the reactions as reasonable (for the aggregate:  $\hat{\rho} = -.12$ ). Links between the individual difference constructs and journalistic reactions were small, at best ( $\hat{\rho} \leq .09$ ).

With regard to social cohesion, there were stronger links overall. In particular, age ( $\hat{\rho} = .14$ ), Honesty-Humility ( $\hat{\rho} = .15$ ), Extraversion ( $\hat{\rho} = .16$ ), Agreeableness (vs. Anger;  $\hat{\rho} = .17$ ), Openness to Experience ( $\hat{\rho} = .11$ ), the Dark Factor of Personality ( $r = -.40$  in Study 2), and Narcissistic Rivalry ( $\hat{\rho} = -.17$ ) were linked to social cohesion. Across the regression analyses (Tables 4, S19), especially Extraversion, Agreeableness (vs. Anger), the Dark Factor of Personality, and Narcissistic Rivalry stood out as predictors, with people being high in Extraversion and Agreeableness (vs. Anger) as well as low in the Dark Factor of Personality and Narcissistic Rivalry being more likely to report feelings of social cohesion. Notably, though, results concerning which traits are most important differed between the studies and based on which predictors were included.

## Discussion

The emergence of COVID-19 has led to strong reactions by citizens, organizations, and political authorities around the world. In the light of its impact, social scientists have quite immediately aimed to provide insights into factors explaining people's reactions to and/or the efficiency of measures against COVID-19. Extending such research and aiming to provide robust, replicable, and generalizable insights, we herein focused on the role of (inter-)individual differences—in terms of gender and age as well as basic and specific personality traits—for various criteria related to COVID-19 within the categories of (i) personal perceptions in terms of worries and risks, (ii) behavioral adjustments, and (c) societal evaluations.

The results concerning personal perceptions are well in line with existing research. For instance, the finding that people with higher levels in Emotionality/Neuroticism reported more worries and risks fits meta-analytic results linking Emotionality to various domains of insecurity (Zettler et al., 2020) or Neuroticism to anxiety (Kotov et al., 2010). Our findings further correspond to early COVID-19 research, as, for instance, both Aschwanden et al. (2021; among U.S. participants) and Caci et al. (2020; among Italian participants) also found links between Neuroticism and concerns about COVID-19. With regard to age, there were different patterns across criteria. In line with the fact that older people are actually more likely to suffer from COVID-19 health-wise, older people reported more risks concerning their own health, close others, and society. With regard to their work/study life, however, younger people reported a higher tendency of perceiving COVID-19 as a risk, arguably due to their greater susceptibility to a potential economic recession due to the pandemic.

Several of the considered individual difference constructs were related to behavioral adjustment. Importantly, though, results differed quite a bit across the analyses with regard to which constructs remained important predictors when controlling for the overlap between the



constructs. Concerning traits, individuals who place a higher emphasis on self-interests (especially lower levels in Honesty-Humility as well as higher levels in the Dark Factor of Personality and Narcissistic Rivalry) were less willing to accept restrictions in their behavior and tended to report less behavior recommended to fight COVID-19. This finding fits conceptualizations that consider following the COVID-19 recommendations as prosocial behavior, and was—concerning aversive (‘dark’) traits—conceptually similarly found in studies by Blagov (2020; U.S. participants), Nowak et al. (2020; Polish participants), and Zajenkowski et al. (2020; Polish participants), and partly (only) by Modersitzki et al. (2020; German participants). Research not including traits tapping into anti- and prosocial tendencies in particular might thus likely underestimate the role of individual differences in understanding which citizens rather (not) follow guidelines.

Other consistent predictors of behavioral adjustment were Conscientiousness, in line with its conceptualization as a trait comprising normative and rule-following tendencies (Soto & John, 2017; Zettler et al., 2020), as well as age—again, in line with the fact that older people are generally at higher risk to suffer from COVID-19. We found maximum weak links between any assessed individual difference construct and hoarding. In a similar vein, basically no substantial link was found across the analyses with regard to societal evaluations (including journalistic reactions). In contrast, especially the (low) Dark Factor of Personality, (high) Honesty-Humility, (high) Agreeableness (vs. Anger), and (low) Narcissistic Rivalry predicted who experienced fighting COVID-19 as a collective action—i.e., social cohesion. This might be interpreted in combination with the finding that these traits were also linked to compliant behavior, again highlighting the relevance of prosocial concerns in the pandemic.

The overall findings highlight two important aspects in particular. First, basic as well as specific traits play a role in understanding people’s reactions to COVID-19, in line with previous notions on the role of personality for a broad array of criteria in general (e.g., Soto,

2019; Zettler et al., 2020), including in ambiguous, changing, and uncertain situations (Caspi & Moffit, 1993). In line with previous research on personality and life outcomes (Soto, 2021), some links remained substantial even when controlling for gender and age, and were found quite similarly across the different measures, studies, and countries. In general, the observed effect sizes (of the consistent patterns) are much in line with effect sizes typically found in personality and social psychology research (Funder & Ozer, 2019; Gignac & Szodorai, 2016), further supporting the interpretation that personality traits do not only generally matter for a broad array of criteria, but also when all people face similar circumstances on a larger scale.

Second, our investigation illustrates the importance to replicate studies before drawing conclusions or making recommendations, especially in a timely crisis such as the pandemic. That is, across almost all analyses, there were—next to the theoretically well explainable patterns—effects of personality traits that could not be replicated with regard to the same criterion (sometimes even within the same country) or related criteria (within a category), even though any single of our studies relied on a substantial sample size ( $914 \leq N \leq 14,045$ ). Relatedly, and also in line with existing evidence (Soto, 2021), the strengths of relations between a trait and a criterion sometimes dropped quite substantially once taking the overlap between the individual difference constructs into account. In combination, this should increase awareness of being cautious when drawing more general conclusions based on one or two study findings only to better understand which personality traits are particularly relevant for which criterion.

Turning to future research, our investigation also highlights the usefulness of cross-nationally validated sets of personality and (if foreseeable) outcome measures that are ready to be used in situations with few time for setting up studies. While being comparable, we relied on partly different constructs/measures across the studies, partly limiting the analyses that we could conduct across samples/countries. Relatedly, the internal consistency estimates

for some of the BHI scales were quite low in our data (though in line with its design; De Vries, 2013), probably having affected the validity of this measure, and, thus, comparisons across the studies.

As a general limitation, we administered self-reports only; however, there is evidence that self-reported and observations of actual behavior during the COVID-19 pandemic overlap (Gollwitzer et al., 2020). Further, our findings are limited to two North/Western European countries where we had easy access to potential study populations when setting up the studies; on the other hand, we collected five (relatively large) data sets with quite heterogenous samples concerning age, gender, and arguably background (especially as compared to samples recruited via crowdworking platforms or relying purely on university students). Although it will take a while until more comprehensive summaries of the COVID-19 research can be conducted, skimming through the existing evidence seems to suggest that similar links between individual difference constructs and COVID-19 related criteria can be found across countries. This notwithstanding, most samples stem from North-America and Europe, so far (for exceptions, see, e.g., Carvalho et al., 2020; Zirenko et al., 2021).

Overall, our investigation clearly shows the role of individual differences for various COVID-19 criteria including the behaviorally important tendency to follow rules and recommendations to fight the disease. In turn, our investigation provides insights for both research and practice, namely, concerning which basic and specific traits are relevant for which kind of perception, evaluation, and behavior in times of a societal crisis in general and the COVID-19 pandemic in particular.

### References

- Arslan, R. C., Walther, M. P., & Tata, C. S. (2020). formr: A study framework allowing for automated feedback generation and complex longitudinal experience-sampling studies using R. *Behavior Research Methods*, 52, 376–387. <https://doi.org/10.3758/s13428-019-01236-y>
- Aschwanden, D. Strickhouser, J. E., Sesker, A. A., Lee, J. H., Luchetti, M., Stephan, Y., Sutin, A. R., & Terracciano, A. (2021). Psychological and behavioural responses to Coronavirus Disease 2019: The role of personality. *European Journal of Personality*, 35, 51–66. <https://doi.org/10.1002/per.2281>
- Ashton, M. C., & Lee, K. (2007). Empirical, theoretical, and practical advantages of the HEXACO model of personality structure. *Personality and Social Psychology Review*, 11, 150–166. <https://doi.org/10.1177/1088868306294907>
- Ashton, M. C., Lee, K. (2009). The HEXACO-60: A short measure of the major dimensions of personality. *Journal of Personality Assessment*, 91, 340–345. <https://doi.org/10.1080/00223890902935878>
- Ashton, M. C., Lee, K., & Visser, B. A. (2019). Where's the H? Relations between BFI-2 and HEXACO-60 scales. *Personality and Individual Differences*, 137, 71–75. <https://doi.org/10.1016/j.paid.2018.08.013>
- Back, M. D., Küfner, A. C. P., Dufner, M., Gerlach, T. M., Rauthmann, J. F., & Denissen, J. J. A. (2013). Narcissistic admiration and rivalry: Disentangling the bright and dark sides of narcissism. *Journal of Personality and Social Psychology*, 105, 1013–1037. <http://dx.doi.org/10.1037/a0034431>
- Blagov, P. S. (2020). Adaptive and dark personality in the COVID-19 pandemic: Predicting health-behavior endorsement and the appeal of public-health messages. *Social*

*Psychological and Personality Science. Advance online publication.*

<https://doi.org/10.1177/1948550620936439>

Brouard, S., Vasilopoulos, P., Becher, M. (2020). Sociodemographic and psychological correlates of compliance with the COVID-19 public health measures in France.

*Canadian Journal of Political Science*, 53, 253–258.

<https://doi.org/10.1017/S0008423920000335>

Caci, B., Miceli, S., Scrima, F., & Cardaci, M. (2020). Neuroticism and fear of COVID-19.

The interplay between boredom, fantasy engagement, and perceived control over time.

*Frontiers in Psychology*, 11, 574393. <https://doi.org/10.3389/fpsyg.2020.574393>

Carvalho, L. de F., Pianowski, G., & Gonçalves, A. P. (2020). Personality differences and

COVID-19: Are extroversion and conscientiousness personality traits associated with engagement with containment measures? *Trends in Psychiatry and Psychotherapy*, 42,

179–184. <http://dx.doi.org/10.1590/2237-6089-2020-0029>

Caspi, A., & Moffitt, T. E. (1993). When do individual differences matter? A paradoxical theory of personality coherence. *Psychological Inquiry*, 4(4), 247–271.

[https://doi.org/10.1207/s15327965pli0404\\_1](https://doi.org/10.1207/s15327965pli0404_1)

Cheng, C., Barceló, J., Hartnett, A. S., Kubinec, R., & Messerschmidt, L. (2020). COVID-19 Government Response Event Dataset (CoronaNet v.1.0). *Nature Human Behavior*, 4,

756–768. <https://doi.org/10.1038/s41562-020-0909-7>

Clark, C., Davila, A., Regis, M., & Kraus, S. (2020). Predictors of COVID-19 voluntary compliance behaviors: An international investigation. *Global Transitions*, 2, 76–82.

<https://doi.org/10.1016/j.glt.2020.06.003>

De Vries, R. E. (2013). The 24-item brief HEXACO inventory (BHI). *Journal of Research in Personality*, 47, 871–880. <https://doi.org/10.1016/j.jrp.2013.09.003>

- Funder, D. C., & Ozer, D. J. (2019). Evaluating effect size in psychological research: Sense and nonsense. *Advances in Methods and Practices in Psychological Science*, 2, 156–168. <https://doi.org/10.1177/2515245919847202>
- Garbe, L., Rau, R., & Toppe, T. (2020). Influence of perceived threat of Covid-19 and HEXACO personality traits on toilet paper stockpiling. *PLoS ONE*, 15(6): e0234232. <https://doi.org/10.1371/journal.pone.0234232>
- Gignac, G. E., & Szodorai, E. T. (2016). Effect size guidelines for individual differences researchers. *Personality and Individual Differences*, 102, 74–78. <https://doi.org/10.1016/j.paid.2016.06.069>
- Goldberg, M. H., Gustafson, A., Maibach, E. W., Ballew, M. T., Bergquist, P., Kotcher, J. E., Marlon, J. R., Rosenthal, S. A., & Leiserowitz, A. (2020). Mask-wearing increased after a government recommendation: A natural experiment in the U.S. during the COVID-19 pandemic. *Frontiers in Communication*, 5:44. <https://doi.org/10.3389/fcomm.2020.00044>
- Gollwitzer, A., Martel, C., Marshall, J., Höhs, J. M., & Bargh, J. A. (2020, May 5). Connecting self-reported social distancing to real-world behavior at the individual and U.S. state level. <https://doi.org/10.31234/osf.io/kvnwp>
- Harper, C. A., Satchell, L. P., Fido, D., & Latzman, R. D. (2020). Functional fear predicts public health compliance in the COVID-19 pandemic. *International Journal of Mental Health and Addiction*. Advance online publication. <https://doi.org/10.1007/s11469-020-00281-5>
- Hisler, G. C., Krizan, Z., DeHart, T., & Wright, A. G. C. (2020). Neuroticism as the intensity, reactivity, and variability in day-to-day affect. *Journal of Research in Personality*, 87, 103964. <https://doi.org/10.1016/j.jrp.2020.103964>

- IJzerman, H., Lewis Jr., N. A., Przybylski, A. K., Weinstein, N., DeBruine, L., Ritchie, S. J., Vazire, S., Forscher, P. S., Morey, R. D., Ivory, J. D., & Anvari, F. (2020). Use caution when applying behavioural science to policy. *Nature Human Behavior*, 4, 1092-1094. <https://doi.org/10.1038/s41562-020-00990-w>
- Kotov, R., Gamez, W., Schmidt, F., & Watson, D. (2010). Linking “big” personality traits to anxiety, depressive, and substance use disorders: A meta-analysis. *Psychological Bulletin*, 136, 768–821. <https://doi.org/10.1037/a0020327>
- Kroencke, L., Geukes, K., Utesch, T., Kuper, N., & Back, M. D. (2020). Neuroticism and emotional risk during the COVID-19 pandemic. *Journal of Research in Personality*, 89, 104038. <https://doi.org/10.1016/j.jrp.2020.104038>
- Leckelt, M., Wetzel, E., Gerlach, T. M., Ackerman, R. A., Miller, J. D., Chopik, W. J., Penke, L., Geukes, K., Kufner, A. C. P., Hutteman, R., Richter, D., Renner, K.-H., Allroggen, M., Brecheen, C., Campbell, W. K., Grossmann, I., & Back, M. D. (2018). Validation of the Narcissistic Admiration and Rivalry Questionnaire Short Scale (NARQ-S) in convenience and representative samples. *Psychological Assessment*, 30, 86–96. <https://doi.org/10.1037/pas0000433>
- Liu, S., Lithopoulos, A., Zhang, C.-Q., Garcia-Barrera, M. A., & Rhodes, R. E. (2020). Personality and perceived stress during COVID-19 pandemic: Testing the mediating role of perceived threat and efficacy. *Personality and Individual Differences*, 168, 110351. <https://doi.org/10.1016/j.paid.2020.110351>
- Modersitzki, N., Phan, L. V., Kuper, N., & Rauthmann, J. F. (2020). Who is impacted? Personality predicts individual differences in psychological consequences of the COVID-19 pandemic in Germany. *Social Psychological and Personality Science*. Advance online publication. <https://doi.org/10.1177/1948550620952576>

- Moshagen, M., Hilbig, B. E., & Zettler, I. (2018). The dark core of personality. *Psychological Review*, 125, 656–688. <http://dx.doi.org/10.1037/rev0000111>
- Moshagen, M., Zettler, I., & Hilbig, B. E. (2020). Measuring the dark core of personality. *Psychological Assessment*, 32, 182–196. <https://doi.org/10.1037/pas0000778>
- Nowak, B., Brzóska, P., Piotrowski, J., Sedikides, C., Żemojtel-Piotrowska, M., & Jonason, P. K. (2020). Adaptive and maladaptive behavior during the COVID-19 pandemic: The roles of Dark Triad traits, collective narcissism, and health beliefs. *Personality and Individual Differences*, 167, 110232. <https://doi.org/10.1016/j.paid.2020.110232>
- Nowok, B., Raab, G. M., & Dibben, C. (2016). synthpop: Bespoke creation of synthetic data in R. *Journal of Statistical Software*, 74. <https://www.jstatsoft.org/article/view/v074i11>
- Ozer, D. J., Benet-Martínez, V. (2006). Personality and the prediction of consequential outcomes. *Annual Review of Psychology*, 57, 401–421. <https://doi.org/10.1146/annurev.psych.57.102904.190127>
- Pennycook, G., McPhetres, J., Zhang, Y., Lu, J. G., & Rand, D. G. (2020). Fighting COVID-19 misinformation on social media: Experimental evidence for a scalable accuracy-nudge intervention. *Psychological Science*, 31, 770–780. <https://doi.org/10.1177/0956797620939054>
- Schwarzer, G. (2021). *meta: General package for meta-analysis* (4.16-2) [Computer software]. <https://CRAN.R-project.org/package=meta>
- Shrout, P. E., & Rodgers, J. L. (2018). Psychology, science, and knowledge construction: Broadening perspectives from the replication crisis. *Annual Review of Psychology*, 69, 487–510. <https://doi.org/10.1146/annurev-psych-122216-011845>



- Soto, C. J. (2019). How replicable are links between personality traits and consequential life outcomes? The Life Outcomes of Personality Replication Project. *Psychological Science*, 30, 711–727. <https://doi.org/10.1177/0956797619831612>
- Soto, C. J. (2021). Do links between personality and life outcomes generalize? Testing the robustness of trait–outcome associations across gender, age, ethnicity, and analytic approaches. *Social Psychological and Personality Science*, 12, 118–130. <https://doi.org/10.1177/1948550619900572>
- Soto, C. J., & John, O. P. (2017). The next Big Five Inventory (BFI-2): Developing and assessing a hierarchical model with 15 facets to enhance bandwidth, fidelity, and predictive power. *Journal of Personality and Social Psychology*, 113, 117–143. <https://doi.org/10.1037/pspp0000096>
- Strickhouser, J. E., Zell, E., & Krizan, Z. (2017). Does personality predict health and well-being? A metasynthesis. *Health Psychology*, 36, 797–810. <https://doi.org/10.1037/hea0000475>
- Thielmann, I., Spadaro, G., & Balliet, D. (2020). Personality and prosocial behavior: A theoretical framework and meta-analysis. *Psychological Bulletin*, 146, 30–90. <https://doi.org/10.1037/bul0000217>
- Van Buuren, S. (2018). *Flexible imputation of missing data* (2<sup>nd</sup> edition). CRC/Chapman & Hall, FL, US: Boca Raton.
- Van Buuren, S. & Groothuis-Oudshoorn (2011). mice: Multivariate imputation by chained equations in R. *Journal of Statistical Software*, 45. <https://www.jstatsoft.org/article/view/v045i03>
- Viechtbauer, W. (2020). *metafor: Meta-analysis package for R* (2.4-0) [Computer software]. <https://CRAN.R-project.org/package=metafor>

- Zacher, H., & Rudolph, C. W. (2021). Individual differences and changes in subjective wellbeing during the early stages of the COVID-19 pandemic. *American Psychologist*, 76, 50–62. <http://dx.doi.org/10.1037/amp0000702>
- Zajenkowski, M., Jonason, P. K., Leniarska, M., & Kozakiewicz, Z. (2020). Who complies with the restrictions to reduce the spread of COVID-19?: Personality and perceptions of the COVID-19 situation. *Personality and Individual Differences*, 166, 110199. <https://doi.org/10.1016/j.paid.2020.110199>
- Zettler, I., Thielmann, I., Hilbig, B. E., & Moshagen, M. (2020). The nomological net of the HEXACO Model of Personality: A large-scale meta-analytic investigation. *Perspectives on Psychological Science*, 15, 723–760. <https://doi.org/10.1177/1745691619895036>
- Zirenko, M., Kornilova, T., Quiqi, Z., & Izmailova, A. (2021). Personality regulation of decisions on physical distancing: Cross-cultural comparison (Russia, Azerbaijan, China). *Personality and Individual Differences*, 170, 110418. <https://doi.org/10.1016/j.paid.2020.110418>

**Supplemental Material concerning the manuscript**

**“The role of personality in COVID-19 related perceptions, evaluations, and behaviors:**

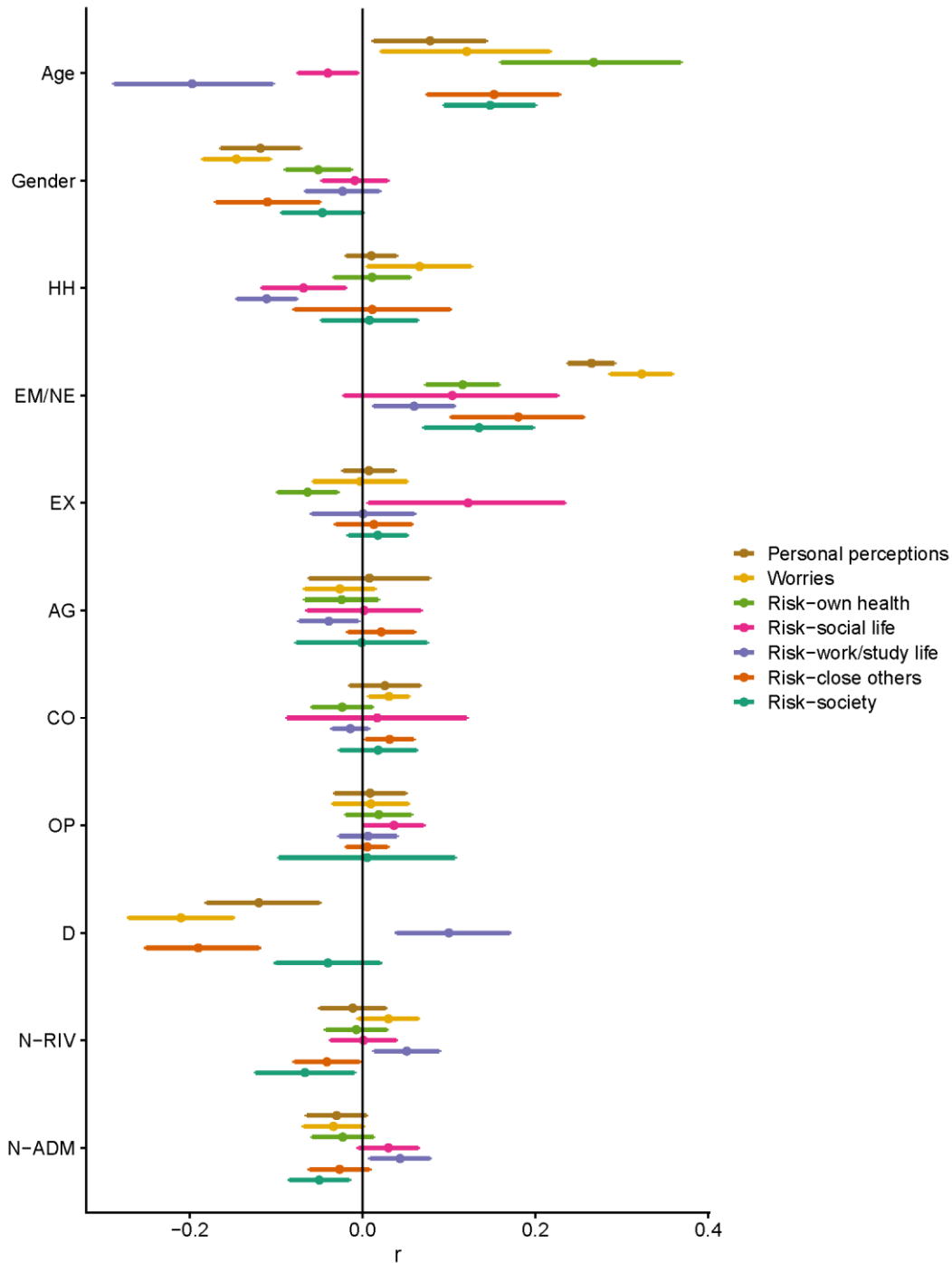
**Findings across five samples, nine traits, and 17 criteria”**

**Additional information about recruitment of participants in Studies 2-3**

As described in the main text, random samples were invited to participate in a study on COVID-19 between calendar weeks 13 and 43 in 2020, constituting Study 3. Specifically, from week 13 to week 20, random samples of 5,000 people each were invited every week; in calendar weeks 23, 25, 27, 29, 31, 33, 35, 37, and 43, random samples of approx. 7,500 people were invited each time; and in calendar weeks 39 and 41, random samples of 8,000 people were invited each. Herein, we combined the samples from calendar weeks 14 (from which all HEXACO traits were assessed onwards) to 43. Participation for Studies 2 and 3 was always closed on Sunday midnight of the respective week.

**Figure S1**

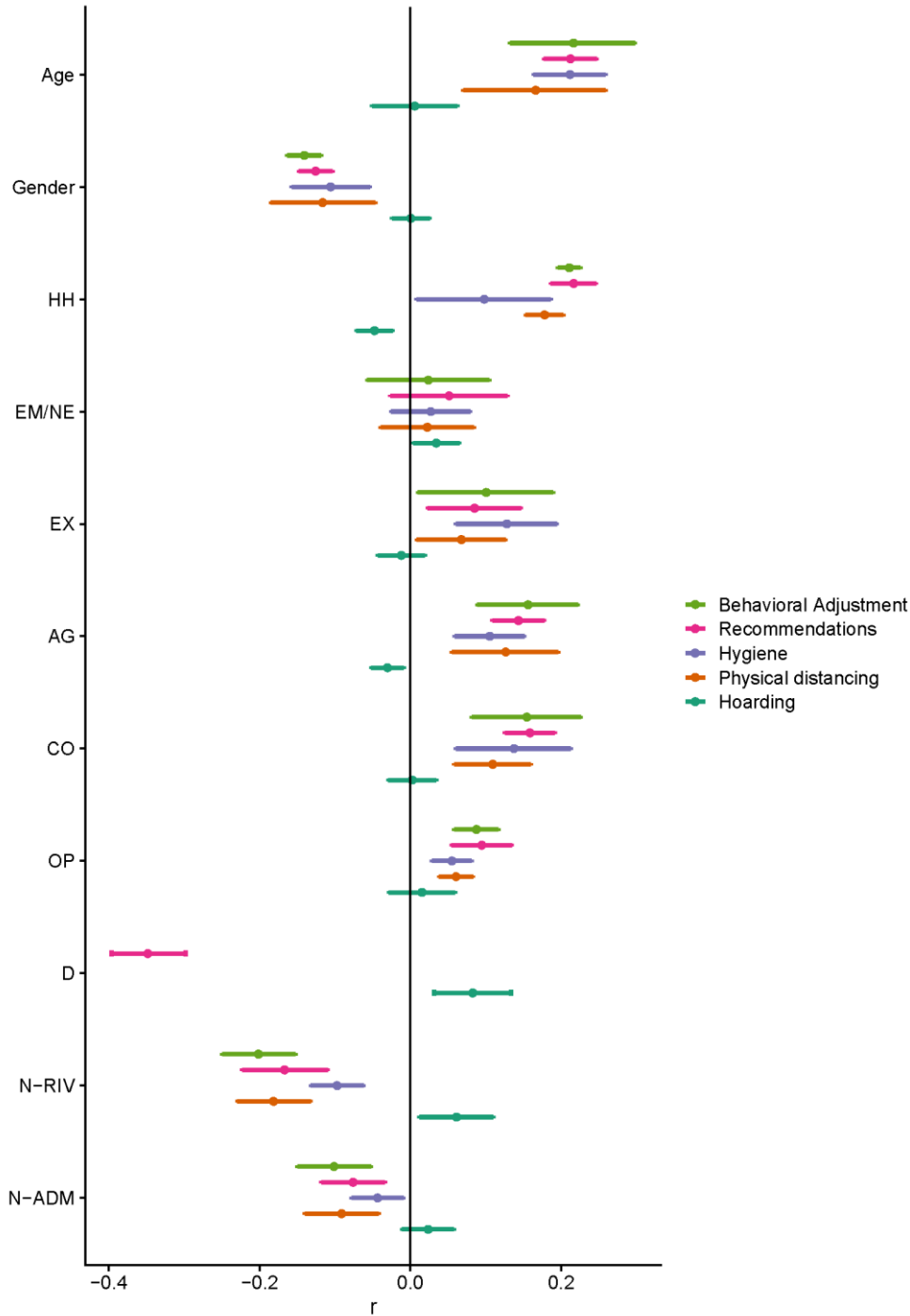
*Pooled (internal meta-analytic) correlation estimates (with 95% confidence intervals)*  
*between personality and personal perceptions*



*Note.* HH = Honesty-Humility, EM/NE = Emotionality/Neuroticism, EX = Extraversion, AG = Agreeableness (vs. Anger), CO = Conscientiousness, OP = Openness to Experience, D = Dark Factor of Personality, N-RIV = Narcissistic Rivalry, N-ADM = Narcissistic Admiration.

**Figure S2**

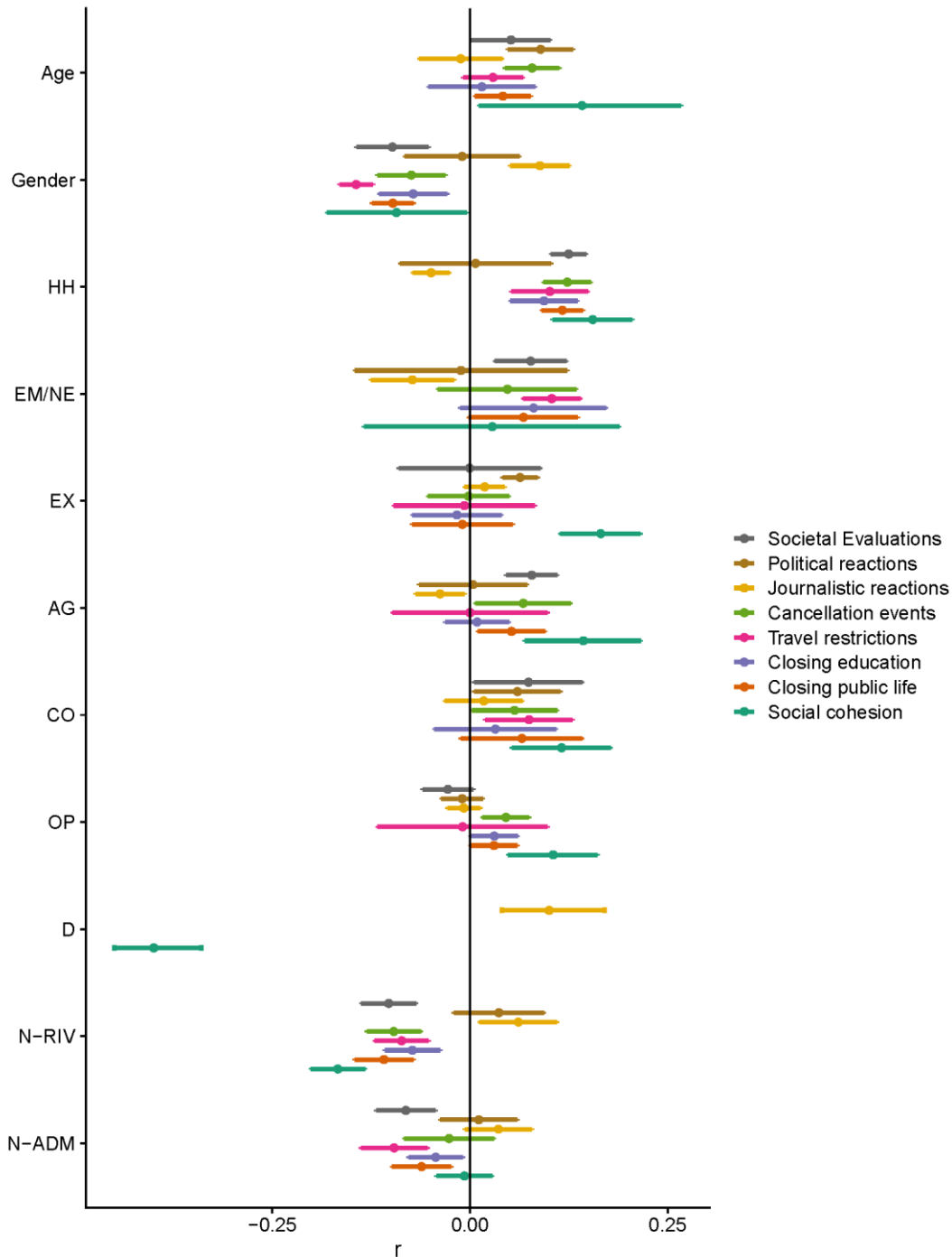
*Pooled (internal meta-analytic) correlation estimates (with 95% confidence intervals)*  
*between personality and behavioral adjustment*



*Note.* HH = Honesty-Humility, EM/NE = Emotionality/Neuroticism, EX = Extraversion, AG = Agreeableness (vs. Anger), CO = Conscientiousness, OP = Openness to Experience, D = Dark Factor of Personality, N-RIV = Narcissistic Rivalry, N-ADM = Narcissistic Admiration.

**Figure S3**

*Pooled (internal meta-analytic) correlation estimates (with 95% confidence intervals)*  
*between personality and societal evaluations*



*Note.* HH = Honesty-Humility, EM/NE = Emotionality/Neuroticism, EX = Extraversion, AG = Agreeableness (vs. Anger), CO = Conscientiousness, OP = Openness to Experience, D = Dark Factor of Personality, N-RIV = Narcissistic Rivalry, N-ADM = Narcissistic Admiration.

**Table S1***Means, standard deviations, and range of the variables*

	Study 1	Study 2	<i>M (SD) / possible range</i>		Study 4	Study 5
			Study 3			
Gender (female = 0, male = 1)	.46	.42	.45	.22	.18	
Age (in years)	49.05 (17.11) / 19-90	54.44 (15.55) / 19-88	56.36 (15.48) / 18-93	33.66 (12.69) / 16-83	41.34 (12.43) / 16-77	
Personality traits						
Honesty-Humility	3.93 (0.63) / 1-5	4.37 (0.57) / 1-5	4.36 (0.58) / 1-5	3.74 (0.55) / 1-5	3.74 (0.54) / 1-5	
Emotionality/Neuroticism	2.99 (0.70) / 1-5	2.95 (0.67) / 1-5	2.93 (0.68) / 1-5	2.74 (0.75) / 1-5	2.78 (0.76) / 1-5	
Extraversion	3.49 (0.69) / 1-5	4.09 (0.68) / 1-5	4.13 (0.67) / 1-5	3.31 (0.66) / 1-5	3.17 (0.67) / 1-5	
Agreeableness (vs. Anger)	3.27 (0.63) / 1-5	3.34 (0.65) / 1-5	3.35 (0.66) / 1-5	3.86 (0.55) / 1-5	3.79 (0.56) / 1-5	
Conscientiousness	3.67 (0.60) / 1-5	3.83 (0.63) / 1-5	3.80 (0.66) / 1-5	3.70 (0.65) / 1-5	3.61 (0.64) / 1-5	
Openness to Experience	3.34 (0.76) / 1-5	3.66 (0.68) / 1-5	3.62 (0.71) / 1-5	3.64 (0.69) / 1-5	3.65 (0.72) / 1-5	
Dark Factor of Personality	1.83 (0.43) / 1-5	1.62 (0.45) / 1-5	-	-	-	
Narcissistic Rivalry	-	-	-	2.09 (0.81) / 1-6	2.08 (0.80) / 1-6	
Narcissistic Admiration	-	-	-	2.64 (1.03) / 1-6	2.58 (1.03) / 1-6	
COVID-19 criteria						
Personal Perceptions						
Worries	-	4.98 (1.42) / 1-7	4.82 (1.43) / 1-7	3.09 (1.17) / 1-6	2.72 (1.20) / 1-6	
Risk-own health	-	-	-	2.68 (1.35) / 1-6	2.89 (1.45) / 1-6	
Risk-social life	-	-	-	3.88 (1.51) / 1-6	3.72 (1.54) / 1-6	
Risk-work/study life	-	2.43 (1.88) / 1-7	2.67 (1.96) / 1-7	3.56 (1.71) / 1-6	3.09 (1.74) / 1-6	
Risk-close others	-	5.32 (1.70) / 1-7	5.23 (1.88) / 1-7	3.70 (1.11) / 1-6	3.50 (1.29) / 1-6	
Risk-society	-	3.89 (0.98) / 1-7	3.96 (1.04) / 1-7	4.90 (0.76) / 1-6	4.63 (0.89) / 1-6	
Behavioral Adjustment						
Recommendations	4.63 (0.62) / 1-5	6.51 (0.71) / 1-7	6.42 (0.86) / 1-7	5.23 (0.72) / 1-6	5.09 (0.82) / 1-6	
Hygiene	-	-	6.25 (0.88) / 1-7	5.94 (0.96) / 1-7	5.71 (1.06) / 1-7	
Physical distancing	-	-	6.47 (0.89) / 1-7	6.29 (0.56) / 1-7	6.10 (0.75) / 1-7	
Hoarding	1.39 (0.84) / 1-5	-	1.11 (0.35) / 1-3	9.59 (7.33) / 0-90	8.05 (6.02) / 0-52.50	
Societal Evaluations						
Political reactions	-	-	5.57 (1.02) / 1-7	3.53 (1.02) / 1-7	4.23 (1.19) / 1-7	
Cancellation events	-	-	5.87 (1.49) / 1-7	5.78 (0.59) / 1-6	5.29 (1.15) / 1-6	
Travel restrictions	-	-	6.09 (0.98) / 1-7	4.84 (0.96) / 1-6	4.07 (1.21) / 1-6	
Closing education	-	-	5.57 (1.58) / 1-7	5.31 (1.02) / 1-6	3.96 (1.59) / 1-6	
Closing public life	-	-	5.92 (1.18) / 1-7	5.48 (0.77) / 1-6	4.51 (1.32) / 1-6	



Journalistic reactions	-	4.73 (1.13) / 1-7	4.69 (1.21) / 1-7	4.74 (1.12) / 1-7	4.92 (1.19) / 1-7
Social cohesion	-	5.64 (1.27) / 1-7	5.65 (1.18) / 1-7	4.57 (1.33) / 1-6	4.08 (1.42) / 1-6

*Note.* The range concerning age (all studies) and hoarding in Studies 4 and 5 is the actually observed (and not the possible) range.

**Table S2***Correlations between gender, age, personality traits and COVID-19 criteria*

COVID-19 variables	Gender					Age					Honesty-Humility					Emotionality/Neuroticism					Extraversion				
	St1	St2	St3	St4	St5	St1	St2	St3	St4	St5	St1	St2	St3	St4	St5	St1	St2	St3	St4	St5	St1	St2	St3	St4	St5
Personal	-	<b>-.15</b>	<b>-.07</b>	<b>-.12</b>	<b>-.10</b>	-	<b>.21</b>	<b>.14</b>	<b>.15</b>	.06	-	.02	-.01	-.01	.03	-	<b>.28</b>	<b>.25</b>	<b>.23</b>	.27	-	.06	-.02	.02	-.01
Perceptions	-	<b>-.20</b>	<b>-.14</b>	<b>-.15</b>	<b>-.10</b>	-	<b>.24</b>	<b>.13</b>	<b>.07</b>	.01	-	<b>.14</b>	<b>.08</b>	.03	.00	-	<b>.33</b>	<b>.27</b>	<b>.34</b>	<b>.36</b>	-	.06	.01	-.04	-.06
Worries	-	-	-	-.04	-.07	-	-	-	<b>.32</b>	<b>.21</b>	-	-	-	.00	.02	-	-	-	<b>.10</b>	<b>.14</b>	-	-	-	<b>-.06</b>	-.07
Risk-own health	-	-	-	-.02	.01	-	-	-	-.04	-.04	-	-	-	<b>-.09</b>	-.05	-	-	-	.04	<b>.17</b>	-	-	-	<b>.18</b>	.06
Risk-social life	-	-.06	<b>.04</b>	<b>-.06</b>	-.03	-	<b>-.26</b>	<b>-.15</b>	<b>-.13</b>	<b>-.10</b>	-	<b>-.13</b>	<b>-.11</b>	<b>-.13</b>	-.06	-	-.01	<b>.09</b>	<b>.06</b>	<b>.11</b>	-	-.02	<b>-.08</b>	<b>.06</b>	.04
Risk-work/study life	-	<b>-.18</b>	<b>-.10</b>	-.03	<b>-.13</b>	-	<b>.22</b>	<b>.13</b>	<b>.22</b>	.07	-	<b>.15</b>	<b>.05</b>	.05	.06	-	<b>.26</b>	<b>.21</b>	<b>.09</b>	<b>.14</b>	-	.06	<b>.02</b>	-.01	-.04
Risk-close others	-	-.08	-.01	<b>-.09</b>	-.04	-	<b>.23</b>	<b>.20</b>	<b>.14</b>	<b>.10</b>	-	-.03	<b>-.04</b>	.01	<b>.09</b>	-	<b>.21</b>	<b>.17</b>	<b>.08</b>	<b>.08</b>	-	.05	-.01	.03	.05
Risk-society	-	-	<b>-.13</b>	<b>-.16</b>	<b>-.16</b>	-	-	<b>.23</b>	<b>.28</b>	<b>.13</b>	-	-	<b>.21</b>	<b>.21</b>	<b>.22</b>	-	-	<b>.07</b>	<b>-.06</b>	.06	-	-	<b>.17</b>	<b>.11</b>	.01
Behavioral	-	-	<b>-.13</b>	<b>-.16</b>	<b>-.16</b>	-	-	<b>.23</b>	<b>.28</b>	<b>.13</b>	-	-	<b>.21</b>	<b>.21</b>	<b>.22</b>	-	-	<b>.07</b>	<b>-.06</b>	.06	-	-	<b>.17</b>	<b>.11</b>	.01
Adjustment	-	-	<b>-.13</b>	<b>-.16</b>	<b>-.16</b>	-	-	<b>.23</b>	<b>.28</b>	<b>.13</b>	-	-	<b>.21</b>	<b>.21</b>	<b>.22</b>	-	-	<b>.07</b>	<b>-.06</b>	.06	-	-	<b>.17</b>	<b>.11</b>	.01
Recommendations	<b>-.14</b>	<b>-.17</b>	<b>-.11</b>	<b>-.13</b>	<b>-.12</b>	<b>.22</b>	<b>.25</b>	<b>.24</b>	<b>.19</b>	<b>.15</b>	<b>.27</b>	<b>.22</b>	<b>.19</b>	<b>.20</b>	<b>.22</b>	<b>.14</b>	<b>.12</b>	<b>.07</b>	<b>-.08</b>	.01	.07	<b>.17</b>	<b>.14</b>	.05	-.01
Hygiene	-	-	<b>-.15</b>	<b>-.09</b>	-.06	-	-	<b>.18</b>	<b>.26</b>	<b>.20</b>	-	-	<b>.18</b>	.07	.03	-	-	<b>.07</b>	-.02	.02	-	-	<b>.19</b>	<b>.10</b>	<b>.08</b>
Physical distancing	-	-	<b>-.05</b>	<b>-.15</b>	<b>-.16</b>	-	-	<b>.18</b>	<b>.24</b>	.07	-	-	<b>.17</b>	<b>.18</b>	<b>.21</b>	-	-	<b>.04</b>	-.04	.07	-	-	<b>.09</b>	<b>.10</b>	.00
Hoarding	-.02	-	-.01	.02	.02	-.05	-	-.03	.03	<b>.08</b>	-.07	-	-.04	-.05	-.04	.02	-	<b>.07</b>	.01	.02	.02	-	<b>-.04</b>	.01	-.03
Societal	-	-	<b>-.12</b>	<b>-.12</b>	<b>-.14</b>	-	-	<b>.10</b>	<b>.06</b>	.00	-	-	<b>.14</b>	<b>.11</b>	.13	-	-	<b>.14</b>	.03	<b>.11</b>	-	-	<b>.08</b>	.00	<b>-.09</b>
Evaluations	-	-	<b>-.12</b>	<b>-.12</b>	<b>-.14</b>	-	-	<b>.10</b>	<b>.06</b>	.00	-	-	<b>.14</b>	<b>.11</b>	.13	-	-	<b>.14</b>	.03	<b>.11</b>	-	-	<b>.08</b>	.00	<b>-.09</b>
Political reactions	-	-	<b>-.05</b>	-.04	.07	-	-	<b>.12</b>	.05	<b>.09</b>	-	-	<b>.10</b>	-.04	-.05	-	-	<b>.12</b>	-.05	<b>-.11</b>	-	-	<b>.07</b>	.05	.06
Cancellation events	-	-	<b>-.10</b>	-.03	<b>-.09</b>	-	-	<b>.07</b>	<b>.11</b>	.05	-	-	<b>.12</b>	<b>.10</b>	<b>.15</b>	-	-	<b>.11</b>	-.04	.07	-	-	<b>.03</b>	.01	-.06
Travel restrictions	-	-	<b>-.15</b>	<b>-.15</b>	<b>-.15</b>	-	-	<b>.05</b>	.01	.00	-	-	<b>.16</b>	.06	<b>.08</b>	-	-	<b>.13</b>	<b>.07</b>	<b>.10</b>	-	-	<b>.07</b>	-.01	<b>-.09</b>
Closing education	-	-	<b>-.10</b>	-.03	<b>-.10</b>	-	-	.01	<b>.08</b>	-.04	-	-	<b>.06</b>	<b>.12</b>	<b>.12</b>	-	-	<b>.15</b>	-.01	<b>.10</b>	-	-	.01	.01	<b>-.08</b>
Closing public life	-	-	<b>-.11</b>	<b>-.08</b>	<b>-.12</b>	-	-	<b>.05</b>	<b>.06</b>	.00	-	-	<b>.11</b>	<b>.14</b>	<b>.12</b>	-	-	<b>.12</b>	.00	<b>.08</b>	-	-	.03	.01	<b>-.08</b>
Journalistic reactions	-	<b>.11</b>	<b>.11</b>	.04	<b>.08</b>	-	-.01	<b>-.05</b>	<b>-.08</b>	.05	-	-.06	<b>-.04</b>	-.07	-.06	-	<b>-.13</b>	<b>-.11</b>	.00	<b>-.08</b>	-	.02	<b>.03</b>	.03	.05
Social cohesion	-	<b>-.19</b>	<b>-.13</b>	-.03	-.00	-	<b>.29</b>	<b>.20</b>	.03	.03	-	<b>.20</b>	<b>.16</b>	<b>.13</b>	<b>.09</b>	-	<b>.19</b>	<b>.14</b>	<b>-.10</b>	<b>-.13</b>	-	<b>.22</b>	<b>.18</b>	<b>.12</b>	<b>.12</b>

**Table S2 (continued)***Correlations between gender, age, personality traits and COVID-19 criteria*

COVID-19 variables	Agreeableness (vs. Anger)					Conscientiousness					Openness to Experience					D		N-RIV		N-ADM	
	St1	St2	St3	St4	St5	St1	St2	St3	St4	St5	St1	St2	St3	St4	St5	St1	St2	St4	St5	St4	St5
Personal Perceptions	-	-.04	<b>-.07</b>	.06	.07	-	.01	<b>.03</b>	<b>.07</b>	-.03	-	.06	-.02	-.02	.06	-	<b>-.10</b>	.00	-.03	-.03	-.03
Worries	-	.01	<b>-.05</b>	.03	.02	-	.03	<b>.03</b>	.05	.00	-	.05	-.01	<b>-.06</b>	-.02	-	<b>-.21</b>	.03	.03	-.03	-.04
Risk-own health	-	-	-	-.02	.00	-	-	-	.03	-.03	-	-	-	-.04	.00	-	-	.00	-.02	-.03	-.01
Risk-social life	-	-	-	<b>.07</b>	.04	-	-	-	.04	-.04	-	-	-	-.03	.03	-	-	-.01	.02	.03	.03
Risk-work/study life	-	-.03	<b>-.08</b>	.00	.01	-	-.02	<b>-.02</b>	.00	-.01	-	-.01	<b>-.03</b>	-.04	.06	-	<b>.10</b>	.04	.07	.04	.05
Risk-close others	-	.03	-.01	.03	.07	-	.03	<b>.04</b>	.03	-.01	-	.03	-.02	.02	.01	-	<b>-.19</b>	-.03	-.06	-.03	-.02
Risk-society	-	-.06	<b>-.07</b>	<b>.07</b>	<b>.09</b>	-	.01	.01	<b>.10</b>	-.04	-	.06	-.01	.04	<b>.14</b>	-	-.04	-.04	<b>-.10</b>	-.05	-.05
Behavioral Adjustment	-	-	<b>.10</b>	<b>.16</b>	<b>.22</b>	-	-	<b>.21</b>	<b>.16</b>	<b>.08</b>	-	-	<b>.07</b>	<b>.10</b>	<b>.12</b>	-	-	<b>-.18</b>	<b>-.23</b>	<b>-.08</b>	<b>-.13</b>
Recommendations	<b>.14</b>	<b>.17</b>	<b>.10</b>	<b>.14</b>	<b>.20</b>	<b>.14</b>	<b>.20</b>	<b>.18</b>	<b>.16</b>	<b>.10</b>	.04	<b>.12</b>	<b>.07</b>	<b>.10</b>	<b>.16</b>	<b>-.37</b>	<b>-.32</b>	<b>-.14</b>	<b>-.20</b>	<b>-.06</b>	<b>-.10</b>
Hygiene	-	-	<b>.09</b>	<b>.08</b>	<b>.16</b>	-	-	<b>.21</b>	<b>.10</b>	<b>.09</b>	-	-	<b>.07</b>	.03	.04	-	-	<b>-.09</b>	<b>-.11</b>	-.04	-.05
Physical distancing	-	-	<b>.06</b>	<b>.15</b>	<b>.18</b>	-	-	<b>.14</b>	<b>.12</b>	.05	-	-	<b>.05</b>	<b>.08</b>	<b>.08</b>	-	-	<b>-.16</b>	<b>-.21</b>	<b>-.07</b>	<b>-.12</b>
Hoarding	-.04	-	-.03	-.03	-.02	.00	-	-.03	.04	.01	.06	-	<b>.04</b>	-.04	.00	<b>.08</b>	-	.04	<b>.09</b>	.02	.03
Societal Evaluations	-	-	<b>.08</b>	<b>.11</b>	.07	-	-	<b>.12</b>	<b>.09</b>	.00	-	-	-.03	<b>-.06</b>	-.02	-	-	<b>-.11</b>	<b>-.09</b>	<b>-.07</b>	<b>-.10</b>
Political reactions	-	-	<b>.05</b>	.02	-.07	-	-	<b>.11</b>	-.01	.04	-	-	-.02	.02	.02	-	-	.01	.07	-.01	.04
Cancellation events	-	-	<b>.06</b>	.10	<b>.13</b>	-	-	<b>.06</b>	<b>.07</b>	.00	-	-	<b>.04</b>	.02	.02	-	-	<b>-.10</b>	<b>-.09</b>	.00	-.06
Travel restrictions	-	-	<b>.06</b>	<b>.07</b>	.04	-	-	<b>.12</b>	<b>.10</b>	.02	-	-	<b>-.04</b>	<b>-.10</b>	-.08	-	-	<b>-.09</b>	<b>-.08</b>	<b>-.08</b>	<b>-.12</b>
Closing education	-	-	.03	.10	.03	-	-	.03	.05	-.04	-	-	.01	-.03	.04	-	-	<b>-.08</b>	-.06	-.04	-.05
Closing public life	-	-	<b>.07</b>	.13	<b>.08</b>	-	-	<b>.07</b>	.05	-.01	-	-	.03	.01	.00	-	-	<b>-.12</b>	<b>-.09</b>	-.05	<b>-.08</b>
Journalistic reactions	-	-.06	-.01	-.05	<b>-.08</b>	-	.07	.02	-.01	.03	-	.02	-.02	-.02	-.01	-	<b>.10</b>	.04	<b>.09</b>	.02	.06
Social cohesion	-	<b>.16</b>	<b>.10</b>	<b>.20</b>	<b>.24</b>	-	.07	<b>.10</b>	<b>.06</b>	.06	-	<b>.17</b>	<b>.15</b>	<b>.06</b>	.05	-	<b>-.40</b>	<b>-.16</b>	<b>-.18</b>	.00	-.02

*Note.* St = Study; Ns = 1,470 (St1), 940 (St2), 14,045 (St3), 2,114 (St4), and 1,149 (St5). In Study 2, correlations with risk-work/study life and the personal perception aggregate are based on  $n = 928$ . In Study 3, correlations with the societal evaluations aggregate and closing education are based on  $n = 2,805$  (comprising the first four measurement occasions), correlations with closing public life are based on  $n = 4,249$  (comprising the first six measurement occasions), correlations with hoarding are based on  $n = 3,765$  (comprising the first six measurement occasions and excluding participants who indicated that this question was not relevant to them), correlations with political reactions, cancellation events, and travel restrictions are based on  $n = 5,029$  (comprising the first seven measurement occasions), correlations with risk-work/study life and the personal perception aggregate are based on  $n = 8,809$ , and all other correlations are based on  $n = 14,045$  (comprising 18 measurement occasions). In Study 4, correlations with honesty-humility are based on  $n = 914$ . Gender = female = 0, male = 1; D = Dark Factor of Personality; N-RIV = Narcissistic Rivalry; N-ADM = Narcissistic Admiration. Correlations with  $p < .01$  are presented in bold.

**Table S3***Multiple regression analyses predicting Personal Perceptions: Worries*

	Study 2 (DK, N = 940)			Personal Perceptions: Worries Study 3 (DK, N = 14,045)			Study 4 (DE, N = 914)			Study 5 (DE, N = 1,149)		
	$\beta$	99%-CI	<i>p</i>	$\beta$	99%-CI	<i>p</i>	$\beta$	99%-CI	<i>p</i>	$\beta$	99%-CI	<i>p</i>
Model 1												
Intercept	.10	[.00, .21]	.013	<b>.07</b>	[.04, .10]	< .001	-.05	[-.14, .04]	.151	.01	[-.07, .09]	.740
Gender (female = 0, male = 1)	<b>-.24</b>	<b>[-.41, -.07]</b>	< .001	<b>-.16</b>	[-.20, -.11]	< .001	-.08	[-.28, .12]	.299	-.05	[-.24, .14]	.495
Age	<b>.22</b>	<b>[.14, .30]</b>	< .001	<b>.15</b>	<b>[.12, .17]</b>	< .001	<b>.12</b>	<b>[.04, .20]</b>	< .001	.07	[.00, .14]	.012
Time (recent: higher values)	.00	[-.08, .08]	.926	.00	[-.02, .02]	.847	-	-	-	-	-	-
Honesty-Humility	.04	[-.05, .12]	.254	<b>.03</b>	<b>[.01, .05]</b>	<b>.002</b>	.01	[-.07, .09]	.757	.00	[-.07, .07]	> .999
Emotionality/Neuroticism	<b>.28</b>	<b>[.20, .36]</b>	< .001	<b>.25</b>	<b>[.23, .28]</b>	< .001	<b>.40</b>	<b>[.31, .49]</b>	< .001	<b>.44</b>	<b>[.36, .52]</b>	< .001
Extraversion	.05	[-.03, .13]	.122	.00	[-.02, .02]	.866	.07	[-.02, .16]	.036	.06	[-.02, .14]	.053
Agreeableness (vs. Anger)	-.01	[-.09, .07]	.708	<b>-.05</b>	<b>[-.07, -.03]</b>	< .001	.07	[-.02, .16]	.038	<b>.11</b>	<b>[.03, .19]</b>	< .001
Conscientiousness	.03	[-.05, .12]	.279	<b>.04</b>	<b>[.02, .06]</b>	< .001	<b>.13</b>	<b>[.05, .21]</b>	< .001	.06	[-.01, .13]	.039
Openness to Experience	.02	[-.06, .10]	.506	.01	[-.01, .04]	.085	.05	[-.03, .13]	.113	.03	[-.04, .10]	.297
R <sup>2</sup> /R <sup>2</sup> <sub>adj</sub>	.18/.17			.10/.10			.16/.15			.16/.15		
Model 2a												
Intercept	<b>.16</b>	<b>[.05, .27]</b>	< .001	-	-	-	-	-	-	-	-	-
Gender (female = 0, male = 1)	<b>-.38</b>	<b>[-.55, -.21]</b>	< .001	-	-	-	-	-	-	-	-	-
Age	<b>.24</b>	<b>[.16, .32]</b>	< .001	-	-	-	-	-	-	-	-	-
Time (recent: higher values)	.01	[-.07, .09]	.673	-	-	-	-	-	-	-	-	-
Dark Factor of Personality	<b>-.11</b>	<b>[-.20, -.03]</b>	< .001	-	-	-	-	-	-	-	-	-
R <sup>2</sup> /R <sup>2</sup> <sub>adj</sub>	.12/.12			-			-			-		
Model 2b												
Intercept	-	-	-	-	-	-	<b>.09</b>	<b>[.03, .15]</b>	< .001	.05	[-.03, .13]	.123
Gender (female = 0, male = 1)	-	-	-	-	-	-	<b>-.39</b>	<b>[-.52, -.26]</b>	< .001	<b>-.27</b>	<b>[-.47, -.07]</b>	< .001
Age	-	-	-	-	-	-	<b>.09</b>	<b>[.03, .15]</b>	< .001	.01	[-.07, .09]	.734
Narcissistic Rivalry	-	-	-	-	-	-	<b>.08</b>	<b>[.02, .14]</b>	< .001	.07	[-.01, .15]	.034
Narcissistic Admiration	-	-	-	-	-	-	-.04	[-.10, .02]	.096	-.06	[-.15, .03]	.069
R <sup>2</sup> /R <sup>2</sup> <sub>adj</sub>	-			-			.03/.03			.02/.01		
Model 3												
Intercept	.09	[-.01, .20]	.024	-	-	-	-.05	[-.14, .04]	.153	.01	[-.07, .09]	.741
Gender (female = 0, male = 1)	<b>-.22</b>	<b>[-.39, -.05]</b>	<b>.001</b>	-	-	-	-.09	[-.29, .11]	.245	-.05	[-.24, .14]	.498

Age	<b>.21</b>	<b>[.13, .29]</b>	<b>&lt; .001</b>	-	-	-	<b>.12</b>	<b>[.05, .19]</b>	<b>&lt; .001</b>	.07	[.00, .14]	.013
Time (recent: higher values)	.00	[-.08, .08]	.934	-	-	-	-	-	-	-	-	-
Honesty-Humility	.01	[-.08, .10]	.718	-	-	-	.02	[-.07, .11]	.560	.01	[-.07, .09]	.745
Emotionality/Neuroticism	<b>.27</b>	<b>[.19, .36]</b>	<b>&lt; .001</b>	-	-	-	<b>.41</b>	<b>[.32, .50]</b>	<b>&lt; .001</b>	<b>.44</b>	<b>[.36, .52]</b>	<b>&lt; .001</b>
Extraversion	.04	[-.05, .12]	.235	-	-	-	.06	[-.03, .15]	.077	.06	[-.02, .14]	.063
Agreeableness (vs. Anger)	-.03	[-.11, .06]	.384	-	-	-	.06	[-.03, .15]	.090	<b>.11</b>	<b>[.03, .19]</b>	<b>&lt; .001</b>
Conscientiousness	.03	[-.05, .12]	.269	-	-	-	<b>.13</b>	<b>[.05, .21]</b>	<b>&lt; .001</b>	.06	[-.02, .14]	.040
Openness to Experience	.02	[-.06, .10]	.572	-	-	-	.03	[-.05, .11]	.354	.03	[-.05, .11]	.309
Dark Factor of Personality	-.08	[-.17, .02]	.039	-	-	-	-	-	-	-	-	-
Narcissistic Rivalry	-	-	-	-	-	-	-.05	[-.15, .05]	.205	.00	[-.10, .10]	> .999
Narcissistic Admiration	-	-	-	-	-	-	.08	[-.02, .18]	.031	.02	[-.07, .11]	.563
R <sup>2</sup> /R <sup>2</sup> <sub>adj</sub>	.18/.18			-			.16/.15			.16/.15		

*Note.*  $\beta$  = standardized coefficient; 99%-CI = 99% confidence interval of  $\beta$ . In Study 4,  $N = 2,114$  for Model 2b.  $p$  values < .01 are presented in bold.

**Table S4***Multiple regression analyses predicting Personal Perceptions: Risk-own health*

Personal Perceptions: Risk-own health						
	Study 4 (DE, <i>N</i> = 914)			Study 5 (DE, <i>N</i> = 1,149)		
Model 1	$\beta$	99%-CI	<i>p</i>	$\beta$	99%-CI	<i>p</i>
Intercept	-.01	[-.10, .08]	.775	.03	[-.05, .11]	.341
Gender (female = 0, male = 1)	-.06	[-.26, .14]	.439	-.15	[-.35, .05]	.050
Age	<b>.39</b>	<b>[.31, .47]</b>	<b>&lt; .001</b>	<b>.25</b>	<b>[.18, .32]</b>	<b>&lt; .001</b>
Honesty-Humility	-.03	[-.11, .05]	.356	.01	[-.07, .09]	.738
Emotionality/Neuroticism	<b>.15</b>	<b>[.06, .24]</b>	<b>&lt; .001</b>	<b>.17</b>	<b>[.08, .26]</b>	<b>&lt; .001</b>
Extraversion	.00	[-.09, .09]	> .999	-.02	[-.10, .06]	.537
Agreeableness (vs. Anger)	-.01	[-.10, .08]	.768	.04	[-.04, .12]	.196
Conscientiousness	.04	[-.04, .12]	.212	-.03	[-.11, .05]	.323
Openness to Experience	.04	[-.04, .12]	.207	.01	[-.07, .09]	.739
R <sup>2</sup> /R <sup>2</sup> <sub>adj</sub>	.18/.17			.08/.08		
Model 2b						
Intercept	.03	[-.03, .09]	.200	.04	[-.04, .12]	.209
Gender (female = 0, male = 1)	<b>-.15</b>	<b>[-.28, -.02]</b>	<b>.003</b>	<b>-.22</b>	<b>[-.42, -.02]</b>	<b>.004</b>
Age	<b>.33</b>	<b>[.28, .38]</b>	<b>&lt; .001</b>	<b>.22</b>	<b>[.15, .29]</b>	<b>&lt; .001</b>
Narcissistic Rivalry	.04	[-.02, .10]	.083	-.02	[-.10, .06]	.536
Narcissistic Admiration	-.01	[-.07, .05]	.665	.02	[-.06, .10]	.536
R <sup>2</sup> /R <sup>2</sup> <sub>adj</sub>	.11/.11			.05/.05		
Model 3						
Intercept	.00	[-.09, .09]	> .999	.03	[-.05, .11]	.340
Gender (female = 0, male = 1)	-.06	[-.26, .14]	.442	-.15	[-.35, .05]	.050
Age	<b>.39</b>	<b>[.31, .47]</b>	<b>&lt; .001</b>	<b>.25</b>	<b>[.17, .33]</b>	<b>&lt; .001</b>
Honesty-Humility	-.02	[-.11, .07]	.563	.01	[-.07, .09]	.754
Emotionality/Neuroticism	<b>.16</b>	<b>[.07, .25]</b>	<b>&lt; .001</b>	<b>.19</b>	<b>[.10, .28]</b>	<b>&lt; .001</b>
Extraversion	-.01	[-.10, .08]	.770	-.04	[-.13, .05]	.232
Agreeableness (vs. Anger)	-.02	[-.11, .07]	.575	.02	[-.07, .11]	.550
Conscientiousness	.04	[-.04, .12]	.214	-.02	[-.10, .06]	.510
Openness to Experience	.03	[-.05, .11]	.358	.00	[-.08, .08]	> .999
Narcissistic Rivalry	-.02	[-.12, .08]	.615	-.08	[-.18, .02]	.037
Narcissistic Admiration	.05	[-.05, .15]	.182	<b>.10</b>	<b>[.01, .19]</b>	<b>.006</b>
R <sup>2</sup> /R <sup>2</sup> <sub>adj</sub>	.18/.17			.09/.08		

*Note.*  $\beta$  = standardized coefficient; 99%-CI = 99% confidence interval of  $\beta$ . In Study 4, *N* = 2,114 for Model 2b. *p* values < .01 are presented in bold.

**Table S5***Multiple regression analyses predicting Personal Perceptions: Risk-social life*

Personal Perceptions: Risk-social life						
	Study 4 (DE, $N = 914$ )			Study 5 (DE, $N = 1,149$ )		
Model 1	$\beta$	99%-CI	$p$	$\beta$	99%-CI	$p$
Intercept	-.02	[-.11, .07]	.585	-.03	[-.11, .05]	.346
Gender (female = 0, male = 1)	.10	[-.11, .31]	.217	.15	[-.05, .35]	.053
Age	-.01	[-.09, .07]	.744	-.01	[-.09, .07]	.734
Honesty-Humility	-.08	[-.17, .01]	.019	-.04	[-.12, .04]	.186
Emotionality/Neuroticism	<b>.15</b>	<b>[.06, .24]</b>	<b>&lt; .001</b>	<b>.26</b>	<b>[.17, .35]</b>	<b>&lt; .001</b>
Extraversion	<b>.23</b>	<b>[.14, .32]</b>	<b>&lt; .001</b>	<b>.14</b>	<b>[.06, .22]</b>	<b>&lt; .001</b>
Agreeableness (vs. Anger)	<b>.12</b>	<b>[.03, .21]</b>	<b>&lt; .001</b>	<b>.11</b>	<b>[.03, .19]</b>	<b>&lt; .001</b>
Conscientiousness	.03	[-.06, .12]	.370	-.03	[-.11, .05]	.328
Openness to Experience	-.02	[-.11, .07]	.546	.04	[-.04, .12]	.187
$R^2/R^2_{adj}$	.08/.07			.06/.06		
Model 2b						
Intercept	.01	[-.05, .07]	.686	.00	[-.08, .08]	> .999
Gender (female = 0, male = 1)	-.05	[-.19, .09]	.345	.01	[-.19, .21]	.898
Age	-.04	[-.10, .02]	.068	-.04	[-.12, .04]	.177
Narcissistic Rivalry	-.02	[-.08, .04]	.412	.00	[-.09, .09]	> .999
Narcissistic Admiration	.04	[-.02, .10]	.101	.03	[-.06, .12]	.366
$R^2/R^2_{adj}$	.00/.00			.00/.00		
Model 3						
Intercept	-.02	[-.12, .08]	.587	-.03	[-.11, .05]	.347
Gender (female = 0, male = 1)	.10	[-.11, .31]	.220	.15	[-.05, .35]	.054
Age	-.01	[-.09, .07]	.744	-.01	[-.09, .07]	.735
Honesty-Humility	-.09	[-.18, .00]	.013	-.04	[-.12, .04]	.218
Emotionality/Neuroticism	<b>.16</b>	<b>[.06, .26]</b>	<b>&lt; .001</b>	<b>.26</b>	<b>[.17, .35]</b>	<b>&lt; .001</b>
Extraversion	<b>.23</b>	<b>[.14, .32]</b>	<b>&lt; .001</b>	<b>.14</b>	<b>[.05, .23]</b>	<b>&lt; .001</b>
Agreeableness (vs. Anger)	<b>.11</b>	<b>[.01, .21]</b>	<b>.003</b>	<b>.10</b>	<b>[.01, .19]</b>	<b>.003</b>
Conscientiousness	.03	[-.06, .12]	.373	-.03	[-.11, .05]	.330
Openness to Experience	-.02	[-.11, .07]	.558	.04	[-.04, .12]	.199
Narcissistic Rivalry	-.06	[-.17, .05]	.149	-.02	[-.12, .08]	.608
Narcissistic Admiration	.02	[-.08, .12]	.610	.02	[-.07, .11]	.584
$R^2/R^2_{adj}$	.08/.07			.06/.05		

*Note.*  $\beta$  = standardized coefficient; 99%-CI = 99% confidence interval of  $\beta$ . In Study 4,  $N = 2,114$  for Model 2b.  $p$  values < .01 are presented in bold.

**Table S6***Multiple regression analyses predicting Personal Perceptions: Risk-work/study life*

	Personal Perceptions: Risk-work/study life											
	Study 2 (DK, N = 928)			Study 3 (DK, N = 8,809)			Study 4 (DE, N = 914)			Study 5 (DE, N = 1,149)		
	$\beta$	99%-CI	<i>p</i>	$\beta$	99%-CI	<i>p</i>	$\beta$	99%-CI	<i>p</i>	$\beta$	99%-CI	<i>p</i>
Model 1												
Intercept	.05	[-.06, .16]	.252	-.05	<b>[-.09, -.01]</b>	<b>&lt;.001</b>	-.01	[-.11, .09]	.787	.00	[-.08, .08]	> .999
Gender (female = 0, male = 1)	-.13	[-.31, .06]	.073	<b>.13</b>	<b>[-.07, .19]</b>	<b>&lt;.001</b>	-.12	[-.33, .09]	.143	-.02	[-.22, .18]	.799
Age	<b>-.24</b>	<b>[-.33, -.16]</b>	<b>&lt;.001</b>	<b>-.14</b>	<b>[-.17, -.11]</b>	<b>&lt;.001</b>	<b>-.14</b>	<b>[-.22, -.06]</b>	<b>&lt;.001</b>	<b>-.08</b>	<b>[-.16, .00]</b>	<b>.007</b>
Time (recent: higher values)	-.01	[-.09, .08]	.862	<b>.08</b>	<b>[-.05, .10]</b>	<b>&lt;.001</b>	-	-	-	-	-	-
Honesty-Humility	<b>-.10</b>	<b>[-.19, -.01]</b>	<b>.006</b>	<b>-.07</b>	<b>[-.10, -.04]</b>	<b>&lt;.001</b>	<b>-.13</b>	<b>[-.22, -.04]</b>	<b>&lt;.001</b>	-.05	[-.13, .03]	.104
Emotionality/Neuroticism	-.01	[-.09, .08]	.871	<b>.10</b>	<b>[-.07, .13]</b>	<b>&lt;.001</b>	.05	[-.04, .14]	.175	<b>.14</b>	<b>[-.05, .23]</b>	<b>&lt;.001</b>
Extraversion	.02	[-.07, .11]	.592	-.02	[-.05, .01]	.050	.03	[-.06, .12]	.398	.07	[-.02, .16]	.035
Agreeableness (vs. Anger)	-.02	[-.11, .07]	.608	<b>-.04</b>	<b>[-.07, -.01]</b>	<b>&lt;.001</b>	.02	[-.07, .11]	.577	.05	[-.03, .13]	.116
Conscientiousness	-.01	[-.10, .08]	.740	.02	[.00, .05]	.029	.05	[-.04, .14]	.140	.01	[-.07, .09]	.748
Openness to Experience	.01	[-.07, .10]	.679	-.01	[-.04, .02]	.391	.04	[-.05, .13]	.233	<b>.08</b>	<b>[-.00, .16]</b>	<b>.009</b>
R <sup>2</sup> /R <sup>2</sup> <sub>adj</sub>	.08/.07			.05/.05			.05/.04			.03/.03		
Model 2a												
Intercept	.05	[-.07, .16]	.290	-	-	-	-	-	-	-	-	-
Gender (female = 0, male = 1)	-.12	[-.29, .06]	.089	-	-	-	-	-	-	-	-	-
Age	<b>-.24</b>	<b>[-.32, -.16]</b>	<b>&lt;.001</b>	-	-	-	-	-	-	-	-	-
Time (recent: higher values)	-.01	[-.09, .07]	.775	-	-	-	-	-	-	-	-	-
Dark Factor of Personality	.08	[-.01, .16]	.025	-	-	-	-	-	-	-	-	-
R <sup>2</sup> /R <sup>2</sup> <sub>adj</sub>	.07/.07			-			-			-		
Model 2b												
Intercept	-	-	-	-	-	-	.03	[-.03, .09]	.221	.02	[-.06, .10]	.538
Gender (female = 0, male = 1)	-	-	-	-	-	-	<b>-.14</b>	<b>[-.28, .00]</b>	<b>.008</b>	-.10	[-.30, .10]	.195
Age	-	-	-	-	-	-	<b>-.12</b>	<b>[-.18, -.06]</b>	<b>&lt;.001</b>	<b>-.09</b>	<b>[-.17, -.01]</b>	<b>.002</b>
Narcissistic Rivalry	-	-	-	-	-	-	.03	[-.03, .09]	.215	.06	[-.02, .14]	.069
Narcissistic Admiration	-	-	-	-	-	-	.03	[-.03, .09]	.215	.03	[-.06, .12]	.363
R <sup>2</sup> /R <sup>2</sup> <sub>adj</sub>	-			-			.02/.02			.02/.01		
Model 3												
Intercept	.06	[-.06, .17]	.204	-	-	-	-.01	[-.11, .09]	.788	.01	[-.07, .09]	.757
Gender (female = 0, male = 1)	-.14	[-.33, .04]	.050	-	-	-	-.12	[-.33, .09]	.146	-.03	[-.23, .17]	.703



Age	<b>-.24</b>	<b>[-.32, -.15]</b>	<b>&lt;.001</b>	-	-	-	<b>-.14</b>	<b>[-.22, -.06]</b>	<b>&lt; .001</b>	<b>-.08</b>	<b>[-.16, .00]</b>	<b>.008</b>
Time (recent: higher values)	-.01	[-.09, .08]	.867	-	-	-	-	-	-	-	-	-
Honesty-Humility	-.08	[-.18, .02]	.031	-	-	-	<b>-.14</b>	<b>[-.23, -.05]</b>	<b>&lt; .001</b>	-.04	[-.12, .04]	.224
Emotionality/Neuroticism	.00	[-.09, .09]	.987	-	-	-	.05	[-.05, .15]	.184	<b>.13</b>	<b>[-.04, .22]</b>	<b>&lt; .001</b>
Extraversion	.03	[-.06, .12]	.469	-	-	-	.03	[-.06, .12]	.407	.06	[-.03, .15]	.082
Agreeableness (vs. Anger)	-.01	[-.10, .08]	.841	-	-	-	.02	[-.08, .12]	.596	.07	[-.02, .16]	.042
Conscientiousness	-.01	[-.10, .07]	.729	-	-	-	.05	[-.04, .14]	.142	.01	[-.07, .09]	.749
Openness to Experience	.02	[-.07, .10]	.636	-	-	-	.04	[-.05, .13]	.247	<b>.09</b>	<b>[-.01, .17]</b>	<b>.004</b>
Dark Factor of Personality	.05	[-.05, .15]	.230	-	-	-	-	-	-	-	-	-
Narcissistic Rivalry	-	-	-	-	-	-	.00	[-.11, .11]	> .999	.07	[-.03, .17]	.076
Narcissistic Admiration	-	-	-	-	-	-	-.01	[-.11, .09]	.801	.00	[-.10, .10]	> .999
R <sup>2</sup> /R <sup>2</sup> <sub>adj</sub>	.08/.07			-			.05/.04			.04/.03		

*Note.*  $\beta$  = standardized coefficient; 99%-CI = 99% confidence interval of  $\beta$ . In Study 4,  $N = 2,114$  for Model 2b.  $p$  values < .01 are presented in bold.

**Table S7***Multiple regression analyses predicting Personal Perceptions: Risk-close others*

	Personal Perceptions: Risk-close others											
	Study 2 (DK, N = 940)			Study 3 (DK, N = 14,045)			Study 4 (DE, N = 914)			Study 5 (DE, N = 1,149)		
	$\beta$	99%-CI	<i>p</i>	$\beta$	99%-CI	<i>p</i>	$\beta$	99%-CI	<i>p</i>	$\beta$	99%-CI	<i>p</i>
Model 1												
Intercept	.08	[-.03, .19]	.049	<b>.05</b>	<b>[-.02, .08]</b>	<b>&lt; .001</b>	.00	[-.09, .09]	> .999	.05	[-.03, .13]	.119
Gender (female = 0, male = 1)	<b>-.20</b>	<b>[-.37, -.02]</b>	<b>.004</b>	<b>-.11</b>	<b>[-.16, -.07]</b>	<b>&lt; .001</b>	-.11	[-.32, .10]	.169	<b>-.27</b>	<b>[-.47, -.07]</b>	<b>&lt; .001</b>
Age	<b>.20</b>	<b>[-.12, .28]</b>	<b>&lt; .001</b>	<b>.15</b>	<b>[-.12, .17]</b>	<b>&lt; .001</b>	<b>.25</b>	<b>[-.17, .33]</b>	<b>&lt; .001</b>	<b>.09</b>	<b>[-.01, .17]</b>	<b>.002</b>
Time (recent: higher values)	.03	[-.05, .11]	.291	-.01	[-.03, .01]	.242	-	-	-	-	-	-
Honesty-Humility	.05	[-.03, .14]	.103	-.01	[-.04, .01]	.209	.02	[-.07, .11]	.550	.04	[-.04, .12]	.189
Emotionality/Neuroticism	<b>.22</b>	<b>[-.14, .31]</b>	<b>&lt; .001</b>	<b>.21</b>	<b>[-.18, .23]</b>	<b>&lt; .001</b>	<b>.14</b>	<b>[-.05, .23]</b>	<b>&lt; .001</b>	<b>.17</b>	<b>[-.08, .26]</b>	<b>&lt; .001</b>
Extraversion	.05	[-.04, .13]	.151	.01	[-.01, .04]	.122	.05	[-.04, .14]	.149	.00	[-.08, .08]	> .999
Agreeableness (vs. Anger)	.01	[-.08, .09]	.782	-.01	[-.04, .01]	.154	.04	[-.05, .13]	.252	<b>.09</b>	<b>[-.01, .17]</b>	<b>.004</b>
Conscientiousness	.03	[-.05, .12]	.323	<b>.05</b>	<b>[-.03, .08]</b>	<b>&lt; .001</b>	.04	[-.05, .13]	.225	-.01	[-.09, .07]	.746
Openness to Experience	.00	[-.08, .08]	.962	-.01	[-.03, .01]	.332	.05	[-.03, .13]	.126	.03	[-.05, .11]	.325
R <sup>2</sup> /R <sup>2</sup> <sub>adj</sub>	.13/.13			.07/.07			.09/.08			.05/.05		
Model 2a												
Intercept	<b>.13</b>	<b>[-.02, .24]</b>	<b>.002</b>	-	-	-	-	-	-	-	-	-
Gender (female = 0, male = 1)	<b>-.32</b>	<b>[-.49, -.14]</b>	<b>&lt; .001</b>	-	-	-	-	-	-	-	-	-
Age	<b>.21</b>	<b>[-.13, .29]</b>	<b>&lt; .001</b>	-	-	-	-	-	-	-	-	-
Time (recent: higher values)	.04	[-.04, .12]	.188	-	-	-	-	-	-	-	-	-
Dark Factor of Personality	<b>-.11</b>	<b>[-.19, -.02]</b>	<b>.002</b>	-	-	-	-	-	-	-	-	-
R <sup>2</sup> /R <sup>2</sup> <sub>adj</sub>	.10/.09			-			-			-		
Model 2b												
Intercept	-	-	-	-	-	-	.03	[-.03, .09]	.215	.06	[-.02, .14]	.063
Gender (female = 0, male = 1)	-	-	-	-	-	-	-.11	[-.24, .02]	.034	<b>-.35</b>	<b>[-.55, -.15]</b>	<b>&lt; .001</b>
Age	-	-	-	-	-	-	<b>.22</b>	<b>[-.16, .28]</b>	<b>&lt; .001</b>	.07	[-.01, .15]	.017
Narcissistic Rivalry	-	-	-	-	-	-	.00	[-.06, .06]	> .999	-.05	[-.13, .03]	.127
Narcissistic Admiration	-	-	-	-	-	-	.00	[-.06, .06]	> .999	.02	[-.06, .10]	.542
R <sup>2</sup> /R <sup>2</sup> <sub>adj</sub>	-			-			.05/.05			.03/.02		
Model 3												
Intercept	.08	[-.03, .18]	.074	-	-	-	-.01	[-.10, .08]	.783	.05	[-.03, .13]	.119
Gender (female = 0, male = 1)	<b>-.18</b>	<b>[-.36, .00]</b>	<b>.010</b>	-	-	-	-.11	[-.32, .10]	.171	<b>-.27</b>	<b>[-.47, -.07]</b>	<b>&lt; .001</b>

Age	<b>.19</b>	<b>[.11, .27]</b>	<b>&lt; .001</b>	-	-	-	<b>.25</b>	<b>[.17, .33]</b>	<b>&lt; .001</b>	<b>.10</b>	<b>[.02, .18]</b>	<b>&lt; .001</b>
Time (recent: higher values)	.03	[-.05, .11]	.294	-	-	-	-	-	-	-	-	-
Honesty-Humility	.04	[-.06, .13]	.328	-	-	-	.02	[-.07, .11]	.575	.04	[-.04, .12]	.219
Emotionality/Neuroticism	<b>.21</b>	<b>[.13, .30]</b>	<b>&lt; .001</b>	-	-	-	<b>.15</b>	<b>[.06, .24]</b>	<b>&lt; .001</b>	<b>.18</b>	<b>[.09, .27]</b>	<b>&lt; .001</b>
Extraversion	.04	[-.05, .13]	.248	-	-	-	.05	[-.04, .14]	.156	-.02	[-.11, .07]	.558
Agreeableness (vs. Anger)	.00	[-.09, .08]	.899	-	-	-	.04	[-.05, .13]	.277	.07	[-.02, .16]	.040
Conscientiousness	.03	[-.05, .12]	.314	-	-	-	.04	[-.05, .13]	.228	-.01	[-.09, .07]	.746
Openness to Experience	.00	[-.09, .08]	.900	-	-	-	.05	[-.04, .14]	.137	.01	[-.07, .09]	.749
Dark Factor of Personality	-.06	[-.16, .04]	.108	-	-	-	-	-	-	-	-	-
Narcissistic Rivalry	-	-	-	-	-	-	-.03	[-.14, .08]	.464	-.07	[-.17, .03]	.073
Narcissistic Admiration	-	-	-	-	-	-	.02	[-.08, .12]	.604	.07	[-.02, .16]	.056
R <sup>2</sup> /R <sup>2</sup> <sub>adj</sub>	.14/.13			-			.09/.08			.06/.05		

*Note.*  $\beta$  = standardized coefficient; 99%-CI = 99% confidence interval of  $\beta$ . In Study 4,  $N = 2,114$  for Model 2b.  $p$  values  $< .01$  are presented in bold.

**Table S8***Multiple regression analyses predicting Personal Perceptions: Risk-society*

	Personal Perceptions: Risk-society											
	Study 2 (DK, N = 940)			Study 3 (DK, N = 14,045)			Study 4 (DE, N = 914)			Study 5 (DE, N = 1,149)		
	$\beta$	99%-CI	$p$	$\beta$	99%-CI	$p$	$\beta$	99%-CI	$p$	$\beta$	99%-CI	$p$
Model 1												
Intercept	.06	[-.05, .17]	.191	.01	[-.02, .04]	.457	.01	[-.08, .10]	.785	.00	[-.08, .08]	> .999
Gender (female = 0, male = 1)	-.13	[-.31, .05]	.057	-.02	[.07, .03]	.299	-.17	[-.38, .04]	.036	-.02	[-.22, .18]	.796
Age	<b>.23</b>	<b>[.15, .32]</b>	<b>&lt;.001</b>	<b>.22</b>	<b>[.20, .24]</b>	<b>&lt;.001</b>	<b>.14</b>	<b>[.06, .22]</b>	<b>&lt;.001</b>	<b>.10</b>	<b>[.02, .18]</b>	<b>&lt;.001</b>
Time (recent: higher values)	.00	[-.09, .08]	.885	<b>-.03</b>	<b>[-.05, -.01]</b>	<b>&lt;.001</b>	-	-	-	-	-	-
Honesty-Humility	<b>-.11</b>	<b>[-.20, -.02]</b>	<b>.001</b>	<b>-.08</b>	<b>[-.11, -.06]</b>	<b>&lt;.001</b>	-.02	[-.11, .07]	.557	.07	[-.01, .15]	.021
Emotionality/Neuroticism	<b>.20</b>	<b>[.11, .28]</b>	<b>&lt;.001</b>	<b>.18</b>	<b>[.16, .20]</b>	<b>&lt;.001</b>	<b>.11</b>	<b>[.02, .20]</b>	<b>.003</b>	<b>.17</b>	<b>[.08, .26]</b>	<b>&lt;.001</b>
Extraversion	.04	[-.04, .13]	.207	-.01	[-.03, .02]	.357	.07	[-.02, .16]	.047	.08	[.00, .16]	.015
Agreeableness (vs. Anger)	-.04	[-.13, .04]	.217	<b>-.04</b>	<b>[-.07, -.02]</b>	<b>&lt;.001</b>	.03	[-.06, .12]	.398	<b>.10</b>	<b>[.02, .18]</b>	<b>.001</b>
Conscientiousness	.04	[-.05, .12]	.270	<b>.05</b>	<b>[.03, .07]</b>	<b>&lt;.001</b>	.08	[-.01, .17]	.017	-.07	[-.15, .01]	.023
Openness to Experience	.03	[-.05, .12]	.311	.00	[-.02, .02]	.962	<b>.09</b>	<b>[.00, .18]</b>	<b>.007</b>	<b>.13</b>	<b>[.05, .21]</b>	<b>&lt;.001</b>
R <sup>2</sup> /R <sup>2</sup> <sub>adj</sub>	.11/.10			.08/.08			.06/.05			.06/.06		
Model 2a												
Intercept	.09	[-.02, .20]	.029	-	-	-	-	-	-	-	-	-
Gender (female = 0, male = 1)	<b>-.22</b>	<b>[-.40, -.05]</b>	<b>.001</b>	-	-	-	-	-	-	-	-	-
Age	<b>.25</b>	<b>[.16, .33]</b>	<b>&lt;.001</b>	-	-	-	-	-	-	-	-	-
Time (recent: higher values)	.00	[-.09, .08]	.914	-	-	-	-	-	-	-	-	-
Dark Factor of Personality	.04	[-.05, .12]	.274	-	-	-	-	-	-	-	-	-
R <sup>2</sup> /R <sup>2</sup> <sub>adj</sub>	.06/.06			-			-			-		
Model 2b												
Intercept	-	-	-	-	-	-	.05	[-.01, .11]	.041	.02	[-.06, .10]	.537
Gender (female = 0, male = 1)	-	-	-	-	-	-	<b>-.23</b>	<b>[-.36, -.10]</b>	<b>&lt;.001</b>	-.09	[-.29, .11]	.243
Age	-	-	-	-	-	-	<b>.15</b>	<b>[.09, .21]</b>	<b>&lt;.001</b>	<b>.09</b>	<b>[.01, .17]</b>	<b>.002</b>
Narcissistic Rivalry	-	-	-	-	-	-	.00	[-.06, .06]	> .999	<b>-.09</b>	<b>[-.17, -.01]</b>	<b>.006</b>
Narcissistic Admiration	-	-	-	-	-	-	-.03	[-.09, .03]	.213	.00	[-.08, .08]	> .999
R <sup>2</sup> /R <sup>2</sup> <sub>adj</sub>	-			-			.03/.03			.02/.02		
Model 3												
Intercept	.06	[-.05, .17]	.178	-	-	-	.01	[-.09, .11]	.786	.00	[-.08, .08]	> .999
Gender (female = 0, male = 1)	-.14	[-.32, .04]	.052	-	-	-	-.17	[-.38, .04]	.038	-.01	[-.21, .19]	.897

Age	<b>.24</b>	<b>[.15, .32]</b>	<b>&lt;.001</b>	-	-	-	<b>.14</b>	<b>[.06, .22]</b>	<b>&lt; .001</b>	<b>.10</b>	<b>[.02, .18]</b>	<b>&lt; .001</b>
Time (recent: higher values)	.00	[-.09, .08]	.887	-	-	-	-	-	-	-	-	-
Honesty-Humility	<b>-.11</b>	<b>[-.20, -.01]</b>	<b>.004</b>	-	-	-	-.02	[-.11, .07]	.581	.05	[-.03, .13]	.123
Emotionality/Neuroticism	<b>.20</b>	<b>[.11, .29]</b>	<b>&lt;.001</b>	-	-	-	<b>.11</b>	<b>[.01, .21]</b>	<b>.003</b>	<b>.18</b>	<b>[.09, .27]</b>	<b>&lt; .001</b>
Extraversion	.04	[-.04, .13]	.189	-	-	-	.07	[-.02, .16]	.051	<b>.09</b>	<b>[.00, .18]</b>	<b>.008</b>
Agreeableness (vs. Anger)	-.04	[-.13, .05]	.275	-	-	-	.03	[-.07, .13]	.422	.07	[-.02, .16]	.039
Conscientiousness	.04	[-.05, .12]	.273	-	-	-	.08	[-.01, .17]	.018	-.07	[-.15, .01]	.023
Openness to Experience	.03	[-.05, .12]	.302	-	-	-	<b>.09</b>	<b>[.00, .18]</b>	<b>.009</b>	<b>.13</b>	<b>[.05, .21]</b>	<b>&lt; .001</b>
Dark Factor of Personality	.02	[-.08, .12]	.671	-	-	-	-	-	-	-	-	-
Narcissistic Rivalry	-	-	-	-	-	-	.01	[-.10, .12]	.810	-.06	[-.16, .04]	.122
Narcissistic Admiration	-	-	-	-	-	-	.00	[-.10, .10]	> .999	-.03	[-.12, .06]	.410
R <sup>2</sup> /R <sup>2</sup> <sub>adj</sub>	.11/.10			-			.06/.05			.07/.06		

Note.  $\beta$  = standardized coefficient; 99%-CI = 99% confidence interval of  $\beta$ . In Study 4,  $N = 2,114$  for Model 2b.  $p$  values < .01 are presented in bold.

**Table S9***Multiple regression analyses predicting Behavioral Adjustments: Recommendations*

Personal Evaluations: Recommendations															
	Study 1 (DK, <i>N</i> = 1,469)			Study 2 (DK, <i>N</i> = 940)			Study 3 (DK, <i>N</i> = 14,045)			Study 4 (DE, <i>N</i> = 914)			Study 5 (DE, <i>N</i> = 1,149)		
Model 1	<i>β</i>	99%-CI	<i>p</i>	<i>β</i>	99%-CI	<i>p</i>	<i>β</i>	99%-CI	<i>p</i>	<i>β</i>	99%-CI	<i>p</i>	<i>β</i>	99%-CI	<i>p</i>
Intercept	.06	[-.03, .15]	.099	.09	[-.01, .20]	.023	<b>.07</b>	<b>[.04, .10]</b>	<b>&lt; .001</b>	.07	[-.02, .16]	.043	.04	[-.04, .12]	.194
Gender	-.13	[-.27, .02]	.023	<b>-.22</b>	<b>[-.39, -.05]</b>	<b>&lt; .001</b>	<b>-.16</b>	<b>[-.21, -.12]</b>	<b>&lt; .001</b>	-.15	[-.35, .05]	.050	<b>-.24</b>	<b>[-.43, -.05]</b>	<b>.001</b>
Age	<b>.17</b>	<b>[.10, .24]</b>	<b>&lt; .001</b>	<b>.22</b>	<b>[.14, .30]</b>	<b>&lt; .001</b>	<b>.22</b>	<b>[.20, .24]</b>	<b>&lt; .001</b>	<b>.18</b>	<b>[.11, .25]</b>	<b>&lt; .001</b>	<b>.13</b>	<b>[.06, .20]</b>	<b>&lt; .001</b>
Time	-.04	[-.10, .02]	.132	.05	[-.03, .13]	.110	<b>-.06</b>	<b>[-.08, -.04]</b>	<b>&lt; .001</b>	-	-	-	-	-	-
HH	<b>.16</b>	<b>[.09, .23]</b>	<b>&lt; .001</b>	.08	[-.01, .16]	.018	<b>.09</b>	<b>[.07, .11]</b>	<b>&lt; .001</b>	<b>.14</b>	<b>[.06, .22]</b>	<b>&lt; .001</b>	<b>.15</b>	<b>[.07, .23]</b>	<b>&lt; .001</b>
Em/Ne	<b>.15</b>	<b>[.07, .22]</b>	<b>&lt; .001</b>	<b>.09</b>	<b>[.01, .18]</b>	<b>.005</b>	<b>.07</b>	<b>[.05, .10]</b>	<b>&lt; .001</b>	-.03	[-.12, .06]	.382	<b>.10</b>	<b>[.02, .18]</b>	<b>.002</b>
Ex	.05	[-.01, .12]	.043	.07	[-.02, .15]	.035	<b>.04</b>	<b>[.02, .07]</b>	<b>&lt; .001</b>	-.01	[-.10, .08]	.763	-.04	[-.12, .04]	.206
Ag	<b>.09</b>	<b>[.03, .16]</b>	<b>&lt; .001</b>	<b>.10</b>	<b>[.01, .18]</b>	<b>.002</b>	<b>.03</b>	<b>[.01, .06]</b>	<b>&lt; .001</b>	.02	[-.07, .11]	.549	<b>.15</b>	<b>[.07, .23]</b>	<b>&lt; .001</b>
Co	<b>.08</b>	<b>[.01, .14]</b>	<b>.002</b>	<b>.15</b>	<b>[.07, .23]</b>	<b>&lt; .001</b>	<b>.13</b>	<b>[.11, .15]</b>	<b>&lt; .001</b>	.07	[-.01, .15]	.027	.06	[-.02, .14]	.043
Op	.00	[-.06, .07]	.877	.07	[-.01, .15]	.033	<b>.06</b>	<b>[.03, .08]</b>	<b>&lt; .001</b>	.07	[-.01, .15]	.025	<b>.14</b>	<b>[.06, .22]</b>	<b>&lt; .001</b>
R <sup>2</sup> /R <sup>2</sup> <sub>adj</sub>	.14/.13			.17/.16			.12/.12			.10/.09			.12/.12		
Model 2a															
Intercept	.07	[-.02, .16]	.037	.10	[-.01, .20]	.018	-	-	-	-	-	-	-	-	-
Gender	<b>-.15</b>	<b>[-.28, -.02]</b>	<b>.003</b>	<b>-.23</b>	<b>[-.40, -.06]</b>	<b>&lt; .001</b>	-	-	-	-	-	-	-	-	-
Age	<b>.15</b>	<b>[.09, .22]</b>	<b>&lt; .001</b>	<b>.21</b>	<b>[.13, .29]</b>	<b>&lt; .001</b>	-	-	-	-	-	-	-	-	-
Time	-.02	[-.08, .04]	.403	.03	[-.05, .11]	.288	-	-	-	-	-	-	-	-	-
D	<b>-.32</b>	<b>[-.38, -.25]</b>	<b>&lt; .001</b>	<b>-.24</b>	<b>[-.33, -.16]</b>	<b>&lt; .001</b>	-	-	-	-	-	-	-	-	-
R <sup>2</sup> /R <sup>2</sup> <sub>adj</sub>	.16/.16			.15/.15			-			-			-		
Model 2b															
Intercept	-	-	-	-	-	-	-	-	-	<b>.07</b>	<b>[.01, .13]</b>	<b>.004</b>	.05	[-.03, .13]	.113
Gender	-	-	-	-	-	-	-	-	-	<b>-.31</b>	<b>[-.44, -.18]</b>	<b>&lt; .001</b>	<b>-.30</b>	<b>[-.49, -.11]</b>	<b>&lt; .001</b>
Age	-	-	-	-	-	-	-	-	-	<b>.19</b>	<b>[.14, .24]</b>	<b>&lt; .001</b>	<b>.15</b>	<b>[.08, .22]</b>	<b>&lt; .001</b>
N-RIV	-	-	-	-	-	-	-	-	-	<b>-.12</b>	<b>[-.18, -.06]</b>	<b>&lt; .001</b>	<b>-.18</b>	<b>[-.26, -.10]</b>	<b>&lt; .001</b>
N-ADM	-	-	-	-	-	-	-	-	-	.02	[-.04, .08]	.397	.00	[-.08, .08]	> .999
R <sup>2</sup> /R <sup>2</sup> <sub>adj</sub>	-			-			-			.07/.07			.07/.07		
Model 3															
Intercept	.03	[-.06, .12]	.376	.07	[-.03, .18]	.077	-	-	-	.07	[-.02, .16]	.044	.04	[-.04, .12]	.194

Gender	-.07	[-.21, .07]	.224	-.17	[-.34, .00]	.011	-	-	-	-.15	[-.35, .05]	.051	<b>-.22</b>	<b>[-.41, -.03]</b>	<b>.003</b>
Age	<b>.16</b>	<b> [.09, .22]</b>	<b>&lt; .001</b>	<b>.20</b>	[.12, .28]	<b>&lt; .001</b>	-	-	-	<b>.18</b>	<b> [.11, .25]</b>	<b>&lt; .001</b>	<b>.13</b>	<b> [.06, .20]</b>	<b>&lt; .001</b>
Time	-.03	[-.09, .03]	.244	.05	[-.03, .13]	.111	-	-	-	-	-	-	-	-	-
HH	.02	[-.06, .11]	.480	.02	[-.07, .11]	.531	-	-	-	<b>.14</b>	<b> [.05, .23]</b>	<b>&lt; .001</b>	<b>.13</b>	<b> [.05, .21]</b>	<b>&lt; .001</b>
Em/Ne	<b>.10</b>	<b> [.03, .18]</b>	<b>&lt; .001</b>	.07	[-.01, .15]	.032	-	-	-	-.03	[-.12, .06]	.392	<b>.11</b>	<b> [.02, .20]</b>	<b>&lt; .001</b>
Ex	.01	[-.06, .07]	.825	.04	[-.04, .13]	.184	-	-	-	-.01	[-.10, .08]	.767	-.04	[-.12, .04]	.222
Ag	.03	[-.04, .10]	.312	.06	[-.02, .14]	.069	-	-	-	.02	[-.07, .11]	.570	<b>.12</b>	<b> [.04, .20]</b>	<b>&lt; .001</b>
Co	.05	[-.01, .12]	.038	<b>.15</b>	<b> [.07, .23]</b>	<b>&lt; .001</b>	-	-	-	.07	[-.01, .15]	.028	.06	[-.02, .14]	.043
Op	-.02	[-.08, .04]	.433	.06	[-.02, .14]	.054	-	-	-	.07	[-.01, .15]	.030	<b>.14</b>	<b> [.06, .22]</b>	<b>&lt; .001</b>
D	<b>-.28</b>	<b> [-.37, -.18]</b>	<b>&lt; .001</b>	<b>-.17</b>	<b> [-.27, -.08]</b>	<b>&lt; .001</b>	-	-	-	-	-	-	-	-	-
N-Riv	-	-	-	-	-	-	-	-	-	-.01	[-.11, .09]	.799	-.07	[-.17, .03]	.063
N-Adm	-	-	-	-	-	-	-	-	-	-.01	[-.11, .09]	.787	.00	[-.09, .09]	> .999
R <sup>2</sup> /R <sup>2</sup> <sub>adj</sub>	.17/.17			.19/.18			-			.10/.09			.13/.12		

*Note.* Gender: female = 0, male = 1; Time = more recent participations have higher values; HH = Honesty-Humility; Em/Ne = Emotionality/Neuroticism; Ex = Extraversion; Ag = Agreeableness (vs. Anger); Co = Conscientiousness, Op = Openness to Experience; D = Dark Factor of Personality; N-Riv = Narcissistic Rivalry; N-Adm = Narcissistic Admiration;  $\beta$  = standardized coefficient; 99%-CI = 99% confidence interval of  $\beta$ . In Study 4,  $N = 2,114$  for Model 2b.  $p$  values  $< .01$  are presented in bold.

**Table S10***Multiple regression analyses predicting Behavioral Adjustment: Hygiene*

	Behavioral Adjustment: Hygiene								
	Study 3 (DK, <i>N</i> = 14,045)			Study 4 (DE, <i>N</i> = 914)			Study 5 (DE, <i>N</i> = 1,149)		
	$\beta$	99%-CI	<i>p</i>	$\beta$	99%-CI	<i>p</i>	$\beta$	99%-CI	<i>p</i>
Model 1									
Intercept	<b>.09</b>	[.06, .12]	< .001	-.01	[-.10, .08]	.779	.01	[-.07, .09]	.751
Gender (female = 0, male = 1)	<b>-.21</b>	[-.25, -.16]	< .001	-.15	[-.35, .05]	.058	-.07	[-.27, .13]	.360
Age	<b>.16</b>	[.14, .18]	< .001	<b>.28</b>	[.20, .36]	< .001	<b>.21</b>	[.14, .28]	< .001
Time (recent: higher values)	<b>-.04</b>	[-.06, -.02]	< .001	-	-	-	-	-	-
Honesty-Humility	<b>.07</b>	[.05, .09]	< .001	.04	[-.05, .13]	.227	-.02	[-.10, .06]	.504
Emotionality/Neuroticism	<b>.08</b>	[.06, .10]	< .001	.04	[-.05, .13]	.260	<b>.14</b>	[.05, .23]	< .001
Extraversion	<b>.10</b>	[.08, .13]	< .001	<b>.13</b>	[.04, .22]	< .001	.08	[.00, .16]	.014
Agreeableness (vs. Anger)	.02	[-.01, .04]	.057	.04	[-.05, .13]	.247	<b>.17</b>	[.09, .25]	< .001
Conscientiousness	<b>.15</b>	[.13, .17]	< .001	.03	[-.05, .11]	.358	.04	[-.04, .12]	.187
Openness to Experience	<b>.04</b>	[.02, .06]	< .001	.06	[-.02, .14]	.063	.00	[-.08, .08]	> .999
R <sup>2</sup> /R <sup>2</sup> <sub>adj</sub>	.12/.12			.12/.11			.08/.08		
Model 2b									
Intercept	-	-	-	.05	[-.01, .11]	.035	.03	[-.05, .11]	.345
Gender (female = 0, male = 1)	-	-	-	<b>-.23</b>	[-.36, -.10]	< .001	-.16	[-.36, .04]	.035
Age	-	-	-	<b>.26</b>	[.21, .31]	< .001	<b>.20</b>	[.13, .27]	< .001
Narcissistic Rivalry	-	-	-	<b>-.07</b>	[-.13, -.01]	.003	<b>-.10</b>	[-.18, -.02]	.002
Narcissistic Admiration	-	-	-	.02	[-.04, .08]	.393	.01	[-.07, .09]	.757
R <sup>2</sup> /R <sup>2</sup> <sub>adj</sub>	-			.08/.08			.05/.05		
Model 3									
Intercept	-	-	-	-.01	[-.10, .08]	.780	.01	[-.07, .09]	.751
Gender (female = 0, male = 1)	-	-	-	-.14	[-.34, .06]	.078	-.06	[-.26, .14]	.434
Age	-	-	-	<b>.28</b>	[.20, .36]	< .001	<b>.21</b>	[.13, .29]	< .001
Honesty-Humility	-	-	-	.02	[-.07, .11]	.570	-.04	[-.12, .04]	.212
Emotionality/Neuroticism	-	-	-	.05	[-.04, .14]	.167	<b>.15</b>	[.06, .24]	< .001
Extraversion	-	-	-	<b>.14</b>	[.05, .23]	< .001	.08	[-.01, .17]	.017
Agreeableness (vs. Anger)	-	-	-	.02	[-.07, .11]	.582	<b>.15</b>	[.06, .24]	< .001
Conscientiousness	-	-	-	.02	[-.06, .10]	.542	.04	[-.04, .12]	.188
Openness to Experience	-	-	-	.07	[-.02, .16]	.035	.00	[-.08, .08]	> .999
Narcissistic Rivalry	-	-	-	-.04	[-.14, .06]	.323	-.07	[-.17, .03]	.069



Narcissistic Admiration	-	-	-	-03	[-.13, .07]	.431	-.01	[-.10, .08]	.781
R <sup>2</sup> /R <sup>2</sup> <sub>adj</sub>	-			.12/.11			.09/.08		

*Note.*  $\beta$  = standardized coefficient; 99%-CI = 99% confidence interval of  $\beta$ . In Study 4,  $N = 2,114$  for Model 2b.  $p$  values < .01 are presented in bold.

**Table S11***Multiple regression analyses predicting Behavioral Adjustment: Physical Distancing*

	Behavioral Adjustment: Physical Distancing								
	Study 3 (DK, N = 14,045)			Study 4 (DE, N = 914)			Study 5 (DE, N = 1,149)		
	$\beta$	99%-CI	$p$	$\beta$	99%-CI	$p$	$\beta$	99%-CI	$p$
Model 1									
Intercept	.03	[.00, .05]	.027	.08	[-.01, .17]	.017	.05	[-.03, .13]	.108
Gender (female = 0, male = 1)	<b>-.06</b>	<b>[-.10, -.01]</b>	<b>.002</b>	<b>-.28</b>	<b>[-.47, -.09]</b>	<b>&lt; .001</b>	<b>-.30</b>	<b>[-.49, -.11]</b>	<b>&lt; .001</b>
Age	<b>.16</b>	<b>[.14, .19]</b>	<b>&lt;.001</b>	<b>.23</b>	<b>[.16, .30]</b>	<b>&lt; .001</b>	<b>.08</b>	<b>[.01, .15]</b>	<b>.005</b>
Time (recent: higher values)	<b>-.15</b>	<b>[-.18, -.13]</b>	<b>&lt;.001</b>	-	-	-	-	-	-
Honesty-Humility	<b>.10</b>	<b>[.08, .12]</b>	<b>&lt;.001</b>	<b>.13</b>	<b>[.05, .21]</b>	<b>&lt; .001</b>	<b>.17</b>	<b>[.09, .25]</b>	<b>&lt; .001</b>
Emotionality/Neuroticism	<b>.05</b>	<b>[.02, .07]</b>	<b>&lt;.001</b>	.03	[-.06, .12]	.366	<b>.15</b>	<b>[.07, .23]</b>	<b>&lt; .001</b>
Extraversion	.01	[-.01, .03]	.277	<b>.13</b>	<b>[.05, .21]</b>	<b>&lt; .001</b>	.02	[-.06, .10]	.532
Agreeableness (vs. Anger)	.01	[-.01, .03]	.369	.07	[-.01, .15]	.030	<b>.16</b>	<b>[.08, .24]</b>	<b>&lt; .001</b>
Conscientiousness	<b>.10</b>	<b>[.08, .12]</b>	<b>&lt;.001</b>	-.01	[-.09, .07]	.743	.01	[-.07, .09]	.739
Openness to Experience	<b>.05</b>	<b>[.03, .07]</b>	<b>&lt;.001</b>	.06	[-.02, .14]	.047	.07	[-.01, .15]	.018
R <sup>2</sup> /R <sup>2</sup> <sub>adj</sub>	.09/.09			.14/.14			.10/.10		
Model 2b									
Intercept	-	-	-	<b>.08</b>	<b>[.02, .14]</b>	<b>&lt; .001</b>	.07	[-.01, .15]	.027
Gender (female = 0, male = 1)	-	-	-	<b>-.37</b>	<b>[-.50, -.24]</b>	<b>&lt; .001</b>	<b>-.37</b>	<b>[-.56, -.18]</b>	<b>&lt; .001</b>
Age	-	-	-	<b>.24</b>	<b>[.19, .29]</b>	<b>&lt; .001</b>	.07	[.00, .14]	.015
Narcissistic Rivalry	-	-	-	<b>-.13</b>	<b>[-.19, -.07]</b>	<b>&lt; .001</b>	<b>-.18</b>	<b>[-.26, -.10]</b>	<b>&lt; .001</b>
Narcissistic Admiration	-	-	-	.02	[-.04, .08]	.388	-.02	[-.10, .06]	.533
R <sup>2</sup> /R <sup>2</sup> <sub>adj</sub>	-			.10/.10			.07/.06		
Model 3									
Intercept	-	-	-	.08	[-.01, .17]	.017	.05	[-.03, .13]	.108
Gender (female = 0, male = 1)	-	-	-	<b>-.28</b>	<b>[-.47, -.09]</b>	<b>&lt; .001</b>	<b>-.28</b>	<b>[-.48, -.08]</b>	<b>&lt; .001</b>
Age	-	-	-	<b>.23</b>	<b>[.16, .30]</b>	<b>&lt; .001</b>	<b>.08</b>	<b>[.01, .15]</b>	<b>.006</b>
Honesty-Humility	-	-	-	<b>.12</b>	<b>[.03, .21]</b>	<b>&lt; .001</b>	<b>.13</b>	<b>[.05, .21]</b>	<b>&lt; .001</b>
Emotionality/Neuroticism	-	-	-	.03	[-.06, .12]	.376	<b>.17</b>	<b>[.08, .26]</b>	<b>&lt; .001</b>
Extraversion	-	-	-	<b>.13</b>	<b>[.05, .21]</b>	<b>&lt; .001</b>	.03	[-.06, .12]	.364
Agreeableness (vs. Anger)	-	-	-	.07	[-.02, .16]	.040	<b>.12</b>	<b>[.03, .21]</b>	<b>&lt; .001</b>
Conscientiousness	-	-	-	-.01	[-.09, .07]	.745	.01	[-.07, .09]	.738
Openness to Experience	-	-	-	.07	[-.01, .15]	.025	.07	[-.01, .15]	.021
Narcissistic Rivalry	-	-	-	.01	[-.09, .11]	.792	<b>-.11</b>	<b>[-.21, -.01]</b>	<b>.004</b>

Narcissistic Admiration	-	-	-	-.03	[-.12, .06]	.401	.00	[-.09, .09]	> .999
R <sup>2</sup> /R <sup>2</sup> <sub>adj</sub>	-			.14/.13			.11/.10		

*Note.*  $\beta$  = standardized coefficient; 99%-CI = 99% confidence interval of  $\beta$ . In Study 4,  $N = 2,114$  for Model 2b.  $p$  values < .01 are presented in bold.

**Table S12***Multiple regression analyses predicting Behavioral Adjustment: Hoarding*

	Study 1 (DK, N = 1,469)			Behavioral Adjustment: Hoarding Study 3 (DK, N = 3,765)			Study 4 (DE, N = 914)			Study 5 (DE, N = 1,149)		
	$\beta$	99%-CI	<i>p</i>	$\beta$	99%-CI	<i>p</i>	$\beta$	99%-CI	<i>p</i>	$\beta$	99%-CI	<i>p</i>
Model 1												
Intercept	.02	[-.08, .12]	.628	.00	[-.06, .06]	.866	-.04	[-.13, .05]	.237	-.01	[-.09, .07]	.760
Gender (female = 0, male = 1)	-.04	[-.19, .11]	.504	-.01	[-.10, .09]	.876	.00	[-.19, .19]	> .999	.03	[-.17, .23]	.706
Age	-.03	[-.10, .04]	.293	-.01	[-.06, .03]	.435	.06	[-.01, .13]	.034	<b>.09</b>	<b>[.01, .17]</b>	<b>.003</b>
Time (recent: higher values)	<b>.09</b>	<b>[.02, .15]</b>	<b>.001</b>	<b>-.05</b>	<b>[-.09, -.01]</b>	<b>.001</b>	-	-	-	-	-	-
Honesty-Humility	-.06	[-.14, .01]	.034	-.03	[-.07, .02]	.128	-.04	[-.12, .04]	.202	-.05	[-.13, .03]	.108
Emotionality/Neuroticism	.01	[-.07, .08]	.838	<b>.07</b>	<b>[.02, .11]</b>	<b>&lt; .001</b>	-.01	[-.10, .08]	.766	.02	[-.07, .11]	.562
Extraversion	.01	[-.06, .08]	.686	-.03	[-.07, .02]	.102	.03	[-.05, .11]	.355	-.04	[-.13, .05]	.234
Agreeableness (vs. Anger)	-.03	[-.10, .05]	.356	-.02	[-.06, .03]	.364	-.04	[-.12, .04]	.221	-.01	[-.09, .07]	.756
Conscientiousness	.01	[-.06, .08]	.791	-.01	[-.05, .04]	.651	.05	[-.03, .13]	.105	.02	[-.06, .10]	.525
Openness to Experience	.07	[-.00, .13]	.012	<b>.05</b>	<b>[.01, .10]</b>	<b>.002</b>	-.04	[-.12, .04]	.191	.01	[-.07, .09]	.748
R <sup>2</sup> /R <sup>2</sup> <sub>adj</sub>	.02/.01			.01/.01			.01/.01			.01/.00		
Model 2a												
Intercept	.03	[-.06, .13]	.339	-	-	-	-	-	-	-	-	-
Gender (female = 0, male = 1)	-.07	[-.21, .07]	.169	-	-	-	-	-	-	-	-	-
Age	-.02	[-.09, .05]	.382	-	-	-	-	-	-	-	-	-
Time (recent: higher values)	<b>.08</b>	<b>[.01, .15]</b>	<b>.002</b>	-	-	-	-	-	-	-	-	-
Dark Factor of Personality	<b>.09</b>	<b>[.02, .16]</b>	<b>.001</b>	-	-	-	-	-	-	-	-	-
R <sup>2</sup> /R <sup>2</sup> <sub>adj</sub>	.02/.01			-			-			-		
Model 2b												
Intercept	-	-	-	-	-	-	-.01	[-.07, .05]	.686	.00	[-.08, .08]	> .999
Gender (female = 0, male = 1)	-	-	-	-	-	-	.04	[-.10, .18]	.450	.01	[-.19, .21]	.897
Age	-	-	-	-	-	-	.03	[-.03, .09]	.171	<b>.09</b>	<b>[.01, .17]</b>	<b>.002</b>
Narcissistic Rivalry	-	-	-	-	-	-	.04	[-.02, .10]	.101	<b>.09</b>	<b>[.01, .17]</b>	<b>.006</b>
Narcissistic Admiration	-	-	-	-	-	-	.00	[-.06, .06]	> .999	.00	[-.09, .09]	> .999
R <sup>2</sup> /R <sup>2</sup> <sub>adj</sub>	-			-			.00/.00			.02/.01		
Model 3												
Intercept	.03	[-.07, .13]	.447	-	-	-	-.04	[-.13, .05]	.239	.00	[-.08, .08]	> .999
Gender (female = 0, male = 1)	-.06	[-.22, .09]	.296	-	-	-	-.01	[-.20, .18]	.894	.01	[-.20, .22]	.900

Age	-.02	[-.10, .05]	.379	-	-	-	.06	[-.01, .13]	.034	<b>.09</b>	<b>[.01, .17]</b>	<b>.003</b>
Time (recent: higher values)	<b>.08</b>	<b>[.01, .15]</b>	<b>.002</b>	-	-	-	-	-	-	-	-	-
Honesty-Humility	-.01	[-.10, .08]	.756	-	-	-	-.03	[-.12, .06]	.369	-.01	[-.10, .08]	.763
Emotionality/Neuroticism	.02	[-.06, .10]	.466	-	-	-	.00	[-.09, .09]	> .999	.01	[-.08, .10]	.775
Extraversion	.03	[-.04, .10]	.305	-	-	-	.02	[-.06, .10]	.544	-.06	[-.15, .03]	.085
Agreeableness (vs. Anger)	.00	[-.07, .07]	.992	-	-	-	-.04	[-.13, .05]	.245	.03	[-.06, .12]	.388
Conscientiousness	.02	[-.05, .08]	.540	-	-	-	.05	[-.03, .13]	.107	.03	[-.05, .11]	.341
Openness to Experience	<b>.08</b>	<b>[.01, .14]</b>	<b>.005</b>	-	-	-	-.05	[-.13, .03]	.112	.01	[-.07, .09]	.753
Dark Factor of Personality	<b>.11</b>	<b>[.01, .20]</b>	<b>.005</b>	-	-	-	-	-	-	-	-	-
Narcissistic Rivalry	-	-	-	-	-	-	.01	[-.09, .11]	.794	.10	[.00, .20]	.012
Narcissistic Admiration	-	-	-	-	-	-	.04	[-.05, .13]	.268	.01	[-.09, .11]	.789
R <sup>2</sup> /R <sup>2</sup> <sub>adj</sub>	.02/.02			-			.02/.01					

*Note.*  $\beta$  = standardized coefficient; 99%-CI = 99% confidence interval of  $\beta$ . In Study 4,  $N = 2,114$  for Model 2b.  $p$  values < .01 are presented in bold.

**Table S13***Multiple regression analyses predicting Societal Evaluations: Political Reactions*

	Societal Evaluations: Political Reactions								
	Study 3 (DK, <i>N</i> = 5,029)			Study 4 (DE, <i>N</i> = 914)			Study 5 (DE, <i>N</i> = 1,149)		
	$\beta$	99%-CI	<i>p</i>	$\beta$	99%-CI	<i>p</i>	$\beta$	99%-CI	<i>p</i>
Model 1									
Intercept	.00	[-.05, .05]	.921	-.01	[-.10, .08]	.775	-.02	[-.10, .06]	.537
Gender (female = 0, male = 1)	.00	[-.07, .08]	.890	-.03	[-.23, .17]	.698	.09	[-.11, .29]	.252
Age	<b>.11</b>	<b>[.07, .15]</b>	<b>&lt;.001</b>	.05	[-.03, .13]	.088	<b>.08</b>	<b>[.00, .16]</b>	<b>.008</b>
Time (recent: higher values)	<b>-.19</b>	<b>[-.23, -.16]</b>	<b>&lt;.001</b>	-	-	-	-	-	-
Honesty-Humility	<b>.04</b>	<b>[.00, .08]</b>	<b>.005</b>	-.05	[-.13, .03]	.124	-.04	[-.12, .04]	.193
Emotionality/Neuroticism	<b>.13</b>	<b>[.09, .16]</b>	<b>&lt;.001</b>	-.02	[-.11, .07]	.565	<b>-.11</b>	<b>[-.20, -.02]</b>	<b>.001</b>
Extraversion	<b>.04</b>	<b>[.01, .08]</b>	<b>.003</b>	.04	[-.05, .13]	.234	.02	[-.07, .11]	.548
Agreeableness (vs. Anger)	.03	[-.01, .06]	.068	.07	[-.02, .16]	.039	<b>-.10</b>	<b>[-.18, -.02]</b>	<b>.002</b>
Conscientiousness	<b>.09</b>	<b>[.05, .12]</b>	<b>&lt;.001</b>	-.05	[-.13, .03]	.118	.03	[-.05, .11]	.336
Openness to Experience	-.03	[-.07, .00]	.020	.01	[-.07, .09]	.752	-.01	[-.09, .07]	.745
R <sup>2</sup> /R <sup>2</sup> <sub>adj</sub>	.08/.08			.02/.01			.03/.03		
Model 2b									
Intercept	-	-	-	.02	[-.04, .08]	.419	-.02	[-.10, .06]	.537
Gender (female = 0, male = 1)	-	-	-	-.10	[-.24, .04]	.059	.14	[-.06, .34]	.070
Age	-	-	-	.05	[-.01, .11]	.022	<b>.09</b>	<b>[.01, .17]</b>	<b>.002</b>
Narcissistic Rivalry	-	-	-	.02	[-.04, .08]	.412	.06	[-.02, .14]	.068
Narcissistic Admiration	-	-	-	-.01	[-.07, .05]	.682	.01	[-.07, 0.9]	.761
R <sup>2</sup> /R <sup>2</sup> <sub>adj</sub>	-			.00/.00			.02/.01		
Model 3									
Intercept	-	-	-	-.01	[-.10, .08]	.776	-.02	[-.10, .06]	.537
Gender (female = 0, male = 1)	-	-	-	-.02	[-.22, .18]	.780	.09	[-.11, .29]	.254
Age	-	-	-	.05	[-.03, .13]	.088	.07	[-.01, .15]	.020
Honesty-Humility	-	-	-	-.06	[-.15, .03]	.083	-.03	[-.11, .05]	.363
Emotionality/Neuroticism	-	-	-	-.03	[-.12, .06]	.398	<b>-.12</b>	<b>[-.21, -.03]</b>	<b>&lt;.001</b>
Extraversion	-	-	-	.05	[-.04, .14]	.143	.02	[-.07, .11]	.562
Agreeableness (vs. Anger)	-	-	-	.08	[-.01, .17]	.025	-.08	[-.17, .01]	.020
Conscientiousness	-	-	-	-.05	[-.13, .03]	.120	.03	[-.05, .11]	.337
Openness to Experience	-	-	-	.02	[-.06, .10]	.539	.00	[-.08, .08]	> .999
Narcissistic Rivalry	-	-	-	.02	[-.08, .12]	.615	.06	[-.04, .16]	.129

Narcissistic Admiration	-	-	-	-.05	[-.15, .05]	.181	-.03	[-.13, .07]	.418
R <sup>2</sup> /R <sup>2</sup> <sub>adj</sub>	-			.02/.01			.03/.03		

*Note.*  $\beta$  = standardized coefficient; 99%-CI = 99% confidence interval of  $\beta$ . In Study 4,  $N = 2,114$  for Model 2b.  $p$  values < .01 are presented in bold.

**Table S14***Multiple regression analyses predicting Societal Evaluations: Cancellation of Events*

Societal Evaluations: Cancellation of Events									
	Study 3 (DK, <i>N</i> = 5,029)			Study 4 (DE, <i>N</i> = 914)			Study 5 (DE, <i>N</i> = 1,149)		
Model 1	<i>β</i>	99%-CI	<i>p</i>	<i>β</i>	99%-CI	<i>p</i>	<i>β</i>	99%-CI	<i>p</i>
Intercept	.05	[.00, .09]	.014	.05	[-.03, .13]	.107	.03	[-.05, .11]	.349
Gender (female = 0, male = 1)	<b>-.10</b>	<b>[-.18, -.03]</b>	<b>&lt; .001</b>	-.02	[-.20, .16]	.771	-.15	[-.35, .05]	.054
Age	<b>.08</b>	<b>[.04, .12]</b>	<b>&lt; .001</b>	<b>.13</b>	<b>[.06, .20]</b>	<b>&lt; .001</b>	.06	[-.02, .14]	.043
Time (recent: higher values)	<b>-.29</b>	<b>[-.33, -.26]</b>	<b>&lt; .001</b>	-	-	-	-	-	-
Honesty-Humility	<b>.08</b>	<b>[.05, .12]</b>	<b>&lt; .001</b>	.06	[-.01, .13]	.037	<b>.12</b>	<b>[.04, .20]</b>	<b>&lt; .001</b>
Emotionality/Neuroticism	<b>.09</b>	<b>[.06, .13]</b>	<b>&lt; .001</b>	.02	[-.06, .10]	.516	<b>.10</b>	<b>[.01, .19]</b>	<b>.003</b>
Extraversion	-.01	[-.04, .03]	.636	.06	[-.02, .14]	.044	-.05	[-.13, .03]	.129
Agreeableness (vs. Anger)	.03	[.00, .07]	.022	.05	[-.03, .13]	.096	<b>.13</b>	<b>[.05, .21]</b>	<b>&lt; .001</b>
Conscientiousness	.03	[-.01, .06]	.042	.02	[-.05, .09]	.480	-.01	[-.09, .07]	.746
Openness to Experience	<b>.04</b>	<b>[.01, .08]</b>	<b>.001</b>	.01	[-.06, .08]	.722	.02	[-.06, .10]	.512
R <sup>2</sup> /R <sup>2</sup> <sub>adj</sub>	.12/.12			.05/.04			.05/.05		
Model 2b									
Intercept	-	-	-	.02	[-.04, .08]	.414	.04	[-.04, .12]	.217
Gender (female = 0, male = 1)	-	-	-	-.07	[-.21, .07]	.182	<b>-.21</b>	<b>[-.41, -.01]</b>	<b>.007</b>
Age	-	-	-	<b>.11</b>	<b>[.05, .17]</b>	<b>&lt; .001</b>	.05	[-.03, .13]	.089
Narcissistic Rivalry	-	-	-	<b>-.11</b>	<b>[-.17, -.05]</b>	<b>&lt; .001</b>	-.08	[-.16, .00]	.015
Narcissistic Admiration	-	-	-	.06	[.00, .12]	.013	-.02	[-.10, .06]	.544
R <sup>2</sup> /R <sup>2</sup> <sub>adj</sub>	-			.02/.02			.02/.01		
Model 3									
Intercept	-	-	-	.04	[-.04, .12]	.200	.03	[-.05, .11]	.349
Gender (female = 0, male = 1)	-	-	-	-.02	[-.20, .16]	.772	-.16	[-.36, .04]	.041
Age	-	-	-	<b>.13</b>	<b>[.06, .20]</b>	<b>&lt; .001</b>	.06	[-.02, .14]	.044
Honesty-Humility	-	-	-	.05	[-.03, .13]	.103	<b>.12</b>	<b>[.04, .20]</b>	<b>&lt; .001</b>
Emotionality/Neuroticism	-	-	-	.03	[-.05, .11]	.341	<b>.10</b>	<b>[.01, .19]</b>	<b>.004</b>
Extraversion	-	-	-	.06	[-.02, .14]	.048	-.05	[-.14, .04]	.143
Agreeableness (vs. Anger)	-	-	-	.05	[-.03, .13]	.114	<b>.13</b>	<b>[.04, .22]</b>	<b>&lt; .001</b>
Conscientiousness	-	-	-	.02	[-.05, .09]	.483	-.01	[-.09, .07]	.746
Openness to Experience	-	-	-	.01	[-.06, .08]	.729	.02	[-.06, .10]	.522
Narcissistic Rivalry	-	-	-	-.02	[-.11, .07]	.570	-.01	[-.11, .09]	.798



Narcissistic Admiration	-	-	-	.00	[-.09, .09]	> .999	.03	[-.06, .12]	.413
R <sup>2</sup> /R <sup>2</sup> <sub>adj</sub>	-			.05/.04			.05/.05		

*Note.*  $\beta$  = standardized coefficient; 99%-CI = 99% confidence interval of  $\beta$ . In Study 4,  $N = 2,114$  for Model 2b.  $p$  values < .01 are presented in bold.

**Table S15***Multiple regression analyses predicting Societal Evaluations: Travel Restrictions*

	Societal Evaluations: Travel Restrictions								
	Study 3 (DK, N = 5,029)			Study 4 (DE, N = 914)			Study 5 (DE, N = 1,149)		
	$\beta$	99%-CI	<i>p</i>	$\beta$	99%-CI	<i>p</i>	$\beta$	99%-CI	<i>p</i>
Model 1									
Intercept	<b>.08</b>	[.03, .13]	<.001	.03	[-.06, .12]	.410	.06	[-.02, .14]	.062
Gender (female = 0, male = 1)	<b>-.18</b>	[-.25, -.10]	<.001	<b>-.28</b>	[-.49, -.07]	< .001	<b>-.35</b>	[-.55, -.15]	< .001
Age	<b>.05</b>	[.01, .09]	<b>.002</b>	.05	[-.03, .13]	.101	.02	[-.06, .10]	.500
Time (recent: higher values)	<b>-.21</b>	[-.24, -.17]	<.001	-	-	-	-	-	-
Honesty-Humility	<b>.09</b>	[.05, .13]	<.001	.05	[-.04, .14]	.139	.07	[-.01, .15]	.022
Emotionality/Neuroticism	<b>.11</b>	[.07, .14]	<.001	.07	[-.02, .16]	.054	.07	[-.02, .16]	.039
Extraversion	.04	[.00, .07]	.016	.04	[-.05, .13]	.253	-.06	[-.15, .03]	.069
Agreeableness (vs. Anger)	.01	[-.03, .05]	.467	.00	[-.09, .09]	> .999	.04	[-.04, .12]	.205
Conscientiousness	<b>.08</b>	[.05, .12]	<.001	<b>.09</b>	[.00, .18]	<b>.007</b>	.03	[-.05, .11]	.332
Openness to Experience	<b>-.04</b>	[-.08, .00]	<b>.004</b>	-.08	[-.17, .01]	.015	-.05	[-.13, .03]	.102
R <sup>2</sup> /R <sup>2</sup> <sub>adj</sub>	.01/.01			.05/.04			.05/.04		
Model 2b									
Intercept	-	-	-	<b>.07</b>	[.01, .13]	<b>.004</b>	.07	[-.01, .15]	.030
Gender (female = 0, male = 1)	-	-	-	<b>-.33</b>	[-.46, -.20]	< .001	<b>-.37</b>	[-.57, -.17]	< .001
Age	-	-	-	.02	[-.04, .08]	.355	.00	[-.08, .08]	> .999
Narcissistic Rivalry	-	-	-	-.05	[-.11, .01]	.038	-.02	[-.10, .06]	.540
Narcissistic Admiration	-	-	-	-.04	[-.10, .02]	.097	<b>-.09</b>	[-.17, -.01]	<b>.006</b>
R <sup>2</sup> /R <sup>2</sup> <sub>adj</sub>	-			.03/.03			.03/.03		
Model 3									
Intercept	-	-	-	.03	[-.06, .12]	.413	.06	[-.02, .14]	.06
Gender (female = 0, male = 1)	-	-	-	<b>-.27</b>	[-.48, -.06]	<b>.001</b>	<b>-.34</b>	[-.54, -.14]	< .001
Age	-	-	-	.05	[-.03, .13]	.101	.01	[-.07, .09]	.737
Honesty-Humility	-	-	-	.03	[-.06, .12]	.405	.05	[-.03, .13]	.127
Emotionality/Neuroticism	-	-	-	.06	[-.04, .16]	.105	.08	[-.01, .17]	.020
Extraversion	-	-	-	.05	[-.04, .14]	.159	-.05	[-.14, .04]	.144
Agreeableness (vs. Anger)	-	-	-	.00	[-.10, .10]	> .999	.02	[-.07, .11]	.559
Conscientiousness	-	-	-	.08	[-.01, .17]	.017	.02	[-.06, .10]	.519
Openness to Experience	-	-	-	-.07	[-.16, .02]	.039	-.05	[-.13, .03]	.111
Narcissistic Rivalry	-	-	-	.00	[-.11, .11]	> .999	-.04	[-.14, .06]	.308

Narcissistic Admiration	-	-	-	-.06	[-.16, .04]	.123	-.03	[-.12, .06]	.415
R <sup>2</sup> /R <sup>2</sup> <sub>adj</sub>	-			.05/.04			.05/.04		

*Note.*  $\beta$  = standardized coefficient; 99%-CI = 99% confidence interval of  $\beta$ . In Study 4,  $N = 2,114$  for Model 2b. $p$  values < .01 are presented in bold.

**Table S16***Multiple regression analyses predicting Societal Evaluations: Closing Education*

	Societal Evaluations: Closing Education								
	Study 3 (DK, <i>N</i> = 2,805)			Study 4 (DE, <i>N</i> = 914)			Study 5 (DE, <i>N</i> = 1,149)		
	$\beta$	99%-CI	<i>p</i>	$\beta$	99%-CI	<i>p</i>	$\beta$	99%-CI	<i>p</i>
Model 1									
Intercept	.04	[-.02, .10]	.085	.04	[-.05, .13]	.249	.04	[-.04, .12]	.215
Gender (female = 0, male = 1)	-.09	[-.19, .01]	.016	-.02	[-.22, .18]	.794	<b>-.21</b>	<b>[-.41, -.01]</b>	<b>.007</b>
Age	.02	[-.04, .07]	.413	<b>.11</b>	<b>[.04, .18]</b>	<b>&lt; .001</b>	-.03	[-.11, .05]	.313
Time (recent: higher values)	<b>-.39</b>	<b>[-.44, -.35]</b>	<b>&lt; .001</b>	-	-	-	-	-	-
Honesty-Humility	.03	[-.02, .08]	.111	<b>.10</b>	<b>[.02, .18]</b>	<b>.002</b>	<b>.12</b>	<b>[.04, .20]</b>	<b>&lt; .001</b>
Emotionality/Neuroticism	<b>.12</b>	<b>[.07, .17]</b>	<b>&lt; .001</b>	.01	[-.08, .10]	.772	<b>.09</b>	<b>[.00, .18]</b>	<b>.008</b>
Extraversion	.00	[-.05, .05]	.856	.07	[-.02, .16]	.036	-.05	[-.14, .04]	.131
Agreeableness (vs. Anger)	.01	[-.04, .06]	.618	.06	[-.03, .15]	.074	.02	[-.06, .10]	.528
Conscientiousness	.03	[-.02, .07]	.173	-.01	[-.09, .07]	.752	-.03	[-.11, .05]	.334
Openness to Experience	.01	[-.03, .06]	.409	-.05	[-.13, .03]	.111	.06	[-.12, .14]	.051
R <sup>2</sup> /R <sup>2</sup> <sub>adj</sub>	.18/.18			.04/.03			.04/.03		
Model 2b									
Intercept	-	-	-	.02	[-.04, .08]	.417	.04	[-.04, .12]	.218
Gender (female = 0, male = 1)	-	-	-	-.07	[-.21, .07]	.184	<b>-.24</b>	<b>[-.44, -.04]</b>	<b>.002</b>
Age	-	-	-	<b>.08</b>	<b>[.02, .14]</b>	<b>&lt; .001</b>	-.04	[-.12, .04]	.175
Narcissistic Rivalry	-	-	-	<b>-.07</b>	<b>[-.13, -.01]</b>	<b>.004</b>	-.04	[-.12, .04]	.225
Narcissistic Admiration	-	-	-	.00	[-.06, .06]	> .999	-.03	[-.12, .06]	.363
R <sup>2</sup> /R <sup>2</sup> <sub>adj</sub>	-			.01/.01			.01/.01		
Model 3									
Intercept	-	-	-	.04	[-.05, .13]	.252	.04	[-.04, .12]	.215
Gender (female = 0, male = 1)	-	-	-	-.02	[-.22, .18]	.796	<b>-.21</b>	<b>[-.41, -.01]</b>	<b>.008</b>
Age	-	-	-	<b>.11</b>	<b>[.04, .18]</b>	<b>&lt; .001</b>	-.03	[-.11, .05]	.316
Honesty-Humility	-	-	-	<b>.10</b>	<b>[.01, .19]</b>	<b>.004</b>	<b>.11</b>	<b>[.03, .19]</b>	<b>&lt; .001</b>
Emotionality/Neuroticism	-	-	-	.01	[-.08, .10]	.776	<b>.09</b>	<b>[.00, .18]</b>	<b>.009</b>
Extraversion	-	-	-	.07	[-.02, .16]	.039	-.05	[-.14, .04]	.146
Agreeableness (vs. Anger)	-	-	-	.07	[-.02, .16]	.048	.01	[-.08, .10]	.771
Conscientiousness	-	-	-	-.01	[-.09, .07]	.754	-.03	[-.11, .05]	.335
Openness to Experience	-	-	-	-.05	[-.13, .03]	.122	.06	[-.02, .14]	.057
Narcissistic Rivalry	-	-	-	.01	[-.09, .11]	.800	-.03	[-.13, .07]	.446

Narcissistic Admiration	-	-	-	-.02	[-.12, .08]	.590	.02	[-.08, .12]	.588
R <sup>2</sup> /R <sup>2</sup> <sub>adj</sub>	-			.04/.03			.04/.03		

*Note.*  $\beta$  = standardized coefficient; 99%-CI = 99% confidence interval of  $\beta$ . In Study 4,  $N = 2,114$  for Model 2b.  $p$  values < .01 are presented in bold.

**Table S17***Multiple regression analyses predicting Societal Evaluations: Closing Public Life*

	Societal Evaluations: Closing Public Life								
	Study 3 (DK, N = 4,249)			Study 4 (DE, N = 914)			Study 5 (DE, N = 1,149)		
Model 1	$\beta$	99%-CI	$p$	$\beta$	99%-CI	$p$	$\beta$	99%-CI	$p$
Intercept	.05	[.00, .10]	.014	.05	[-.04, .14]	.149	.04	[-.04, .12]	.215
Gender (female = 0, male = 1)	<b>-.11</b>	<b>[-.20, -.03]</b>	<b>.001</b>	-.12	[-.32, .08]	.117	<b>-.25</b>	<b>[-.45, -.05]</b>	<b>.001</b>
Age	<b>.05</b>	<b>[.00, .09]</b>	<b>.007</b>	<b>.08</b>	<b>[.01, .15]</b>	<b>.006</b>	.01	[-.07, .09]	.737
Time (recent: higher values)	<b>-.26</b>	<b>[-.30, -.22]</b>	<b>&lt;.001</b>	-	-	-	-	-	-
Honesty-Humility	<b>.07</b>	<b>[.03, .11]</b>	<b>&lt;.001</b>	<b>.11</b>	<b>[.03, .19]</b>	<b>&lt;.001</b>	<b>.09</b>	<b>[.01, .17]</b>	<b>-.003</b>
Emotionality/Neuroticism	<b>.10</b>	<b>[.06, .14]</b>	<b>&lt;.001</b>	.07	[-.02, .16]	.042	.08	[-.01, .17]	.019
Extraversion	-.01	[-.05, .04]	.712	.05	[-.04, .14]	.132	-.06	[-.15, .03]	.070
Agreeableness (vs. Anger)	.04	[.00, .08]	.012	.06	[-.03, .15]	.073	.07	[-.01, .15]	.027
Conscientiousness	<b>.04</b>	<b>[.00, .08]</b>	<b>.005</b>	.00	[-.08, .08]	> .999	-.01	[-.09, .07]	.747
Openness to Experience	<b>.04</b>	<b>[.00, .08]</b>	<b>.008</b>	.03	[-.05, .11]	.338	.02	[-.06, .10]	.514
R <sup>2</sup> /R <sup>2</sup> <sub>adj</sub>	.1/.1			.04/.03			.04/.03		
Model 2b									
Intercept	-	-	-	.04	[-.02, .10]	.103	.05	[-.03, .13]	.122
Gender (female = 0, male = 1)	-	-	-	<b>-.18</b>	<b>[-.32, -.04]</b>	<b>&lt;.001</b>	<b>-.27</b>	<b>[-.47, -.07]</b>	<b>&lt;.001</b>
Age	-	-	-	<b>.06</b>	<b>[.00, .12]</b>	<b>.006</b>	.00	[-.08, .08]	> .999
Narcissistic Rivalry	-	-	-	<b>-.12</b>	<b>[-.18, -.06]</b>	<b>&lt;.001</b>	-.06	[-.14, .02]	.068
Narcissistic Admiration	-	-	-	.02	[-.04, .08]	.408	-.05	[-.13, .03]	.128
R <sup>2</sup> /R <sup>2</sup> <sub>adj</sub>	-			.02/.02			.02/.02		
Model 3									
Intercept	-	-	-	.05	[-.04, .14]	.151	.04	[-.04, .12]	.215
Gender (female = 0, male = 1)	-	-	-	-.11	[-.31, .09]	.154	<b>-.24</b>	<b>[-.44, -.04]</b>	<b>.002</b>
Age	-	-	-	<b>.08</b>	<b>[.01, .15]</b>	<b>.006</b>	.01	[-.07, .09]	.738
Honesty-Humility	-	-	-	<b>.10</b>	<b>[.01, .19]</b>	<b>-.004</b>	.08	[.00, .16]	.015
Emotionality/Neuroticism	-	-	-	.07	[-.02, .16]	.047	.08	[-.01, .17]	.021
Extraversion	-	-	-	.06	[-.03, .15]	.076	-.06	[-.15, .03]	.081
Agreeableness (vs. Anger)	-	-	-	.06	[-.03, .15]	.089	.06	[-.03, .15]	.081
Conscientiousness	-	-	-	.00	[-.08, .08]	> .999	-.01	[-.09, .07]	.748
Openness to Experience	-	-	-	.04	[-.04, .12]	.215	.01	[-.07, .09]	.751

Narcissistic Rivalry	-	-	-	.01	[-.09, .11]	.799	-.04	[-.14, .06]	.310
Narcissistic Admiration	-	-	-	-.03	[-.13, .07]	.418	.01	[-.09, .11]	.786
R <sup>2</sup> /R <sup>2</sup> <sub>adj</sub>	-			.04/.03			.04/.03		

*Note.*  $\beta$  = standardized coefficient; 99%-CI = 99% confidence interval of  $\beta$ . In Study 4,  $N = 2,114$  for Model 2b.  $p$  values < .01 are presented in bold.

**Table S18***Multiple regression analyses predicting Societal Evaluations: Journalistic Reactions*

	Societal Evaluations: Journalistic Reactions											
	Study 2 (DK, N = 940)			Study 3 (DK, N = 14,045)			Study 4 (DE, N = 914)			Study 5 (DE, N = 1,149)		
	$\beta$	99%-CI	$p$	$\beta$	99%-CI	$p$	$\beta$	99%-CI	$p$	$\beta$	99%-CI	$p$
Model 1												
Intercept	-.07	[-.18, .05]	.143	<b>-.09</b>	<b>[-.12, -.06]</b>	<b>&lt;.001</b>	.01	[-.09, .11]	.786	-.03	[-.11, .05]	.356
Gender (female = 0, male = 1)	.15	[-.03, .34]	.034	<b>.19</b>	<b>[-.14, .24]</b>	<b>&lt;.001</b>	.07	[-.14, .28]	.390	.15	[-.05, .35]	.058
Age	-.01	[-.10, .08]	.795	<b>-.07</b>	<b>[-.09, -.05]</b>	<b>&lt;.001</b>	<b>-.10</b>	<b>[-.18, -.02]</b>	<b>.001</b>	.04	[-.04, .12]	.182
Time (recent: higher values)	.02	[-.06, .11]	.513	<b>-.10</b>	<b>[-.12, -.08]</b>	<b>&lt;.001</b>	-	-	-	-	-	-
Honesty-Humility	-.03	[-.12, .07]	.475	-.01	[-.04, .01]	.110	-.06	[-.15, .03]	.079	-.04	[-.12, .04]	.195
Emotionality/Neuroticism	<b>-.10</b>	<b>[-.19, -.01]</b>	<b>.006</b>	<b>-.07</b>	<b>[-.10, -.05]</b>	<b>&lt;.001</b>	-.03	[-.12, .06]	.413	-.08	[-.17, .01]	.020
Extraversion	.00	[-.09, .09]	.925	<b>.05</b>	<b>[.02, .07]</b>	<b>&lt;.001</b>	.01	[-.08, .10]	.777	.02	[-.07, .11]	.549
Agreeableness (vs. Anger)	-.07	[-.16, .02]	.046	-.01	[-.03, .01]	.173	-.01	[-.10, .08]	.779	<b>-.09</b>	<b>[-.17, -.01]</b>	<b>.005</b>
Conscientiousness	.08	[-.01, .17]	.016	.02	[-.01, .04]	.051	-.01	[-.10, .08]	.766	.03	[-.05, .11]	.338
Openness to Experience	.01	[-.07, .10]	.709	<b>-.03</b>	<b>[-.06, -.01]</b>	<b>&lt;.001</b>	-.04	[-.13, .05]	.230	-.02	[-.10, .06]	.518
R <sup>2</sup> /R <sup>2</sup> <sub>adj</sub>	.03/.02			.03/.03			.02/.01			.02/.02		
Model 2a												
Intercept	-.08	[-.19, .03]	.070	-	-	-	-	-	-	-	-	-
Gender (female = 0, male = 1)	<b>.19</b>	<b>[-.01, .37]</b>	<b>.007</b>	-	-	-	-	-	-	-	-	-
Age	.00	[-.09, .08]	.945	-	-	-	-	-	-	-	-	-
Time (recent: higher values)	.01	[-.07, .10]	.718	-	-	-	-	-	-	-	-	-
Dark Factor of Personality	.08	[-.01, .17]	.026	-	-	-	-	-	-	-	-	-
R <sup>2</sup> /R <sup>2</sup> <sub>adj</sub>	.02/.01			-			-			-		
Model 2b												
Intercept	-	-	-	-	-	-	-.02	[-.08, .04]	.418	-.03	[-.11, .05]	.355
Gender (female = 0, male = 1)	-	-	-	-	-	-	.10	[-.04, .24]	.058	.17	[-.03, .37]	.028
Age	-	-	-	-	-	-	<b>-.08</b>	<b>[-.14, -.02]</b>	<b>&lt;.001</b>	.05	[-.03, .13]	.090
Narcissistic Rivalry	-	-	-	-	-	-	.03	[-.03, .09]	.217	.07	[-.01, .15]	.034
Narcissistic Admiration	-	-	-	-	-	-	.00	[-.06, .06]	> .999	.02	[-.07, .11]	.544
R <sup>2</sup> /R <sup>2</sup> <sub>adj</sub>	-			-			.01/.01			.02/.01		
Model 3												
Intercept	-.06	[-.17, .06]	.197	-	-	-	.01	[-.09, .11]	.787	-.02	[-.10, .06]	.538



Gender (female = 0, male = 1)	.14	[-.05, .33]	.063	-	-	-	.07	[-.14, .28]	.394	.14	[-.06, .34]	.078
Age	.00	[-.09, .09]	.959	-	-	-	<b>-.10</b>	<b>[-.18, -.02]</b>	<b>.001</b>	.04	[-.04, .12]	.185
Time (recent: higher values)	.02	[-.06, .11]	.508	-	-	-	-	-	-	-	-	-
Honesty-Humility	-.01	[-.10, .09]	.877	-	-	-	-.06	[-.15, .03]	.100	-.02	[-.11, .07]	.545
Emotionality/Neuroticism	-.09	[-.18, .00]	.012	-	-	-	-.03	[-.13, .07]	.423	<b>-.09</b>	<b>[-.18, .00]</b>	<b>.010</b>
Extraversion	.01	[-.08, .10]	.733	-	-	-	.02	[-.07, .11]	.578	.02	[-.07, .11]	.564
Agreeableness (vs. Anger)	-.06	[-.15, .04]	.118	-	-	-	-.01	[-.11, .09]	.790	-.07	[-.16, .02]	.043
Conscientiousness	.08	[-.01, .17]	.016	-	-	-	-.01	[-.10, .08]	.768	.03	[-.05, .11]	.339
Openness to Experience	.02	[-.07, .10]	.656	-	-	-	-.04	[-.13, .05]	.244	-.02	[-.10, .06]	.528
Dark Factor of Personality	.06	[-.04, .16]	.134	-	-	-	-	-	-	-	-	-
Narcissistic Rivalry	-	-	-	-	-	-	.00	[-.11, .11]	> .999	.06	[-.04, .16]	.131
Narcissistic Admiration	-	-	-	-	-	-	-.01	[-.11, .09]	.800	.00	[-.10, .10]	> .999
R <sup>2</sup> /R <sup>2</sup> <sub>adj</sub>	.04/.03			-			.02/.01			.03/.02		

Note.  $\beta$  = standardized coefficient; 99%-CI = 99% confidence interval of  $\beta$ . In Study 4,  $N = 2,114$  for Model 2b.  $p$  values < .01 are presented in bold.

**Table S19***Multiple regression analyses predicting Societal Evaluations: Social cohesion*

	Societal Evaluations: Social cohesion											
	Study 2 (DK, N = 940)			Study 3 (DK, N = 14,045)			Study 4 (DE, N = 914)			Study 5 (DE, N = 1,149)		
	$\beta$	99%-CI	$p$	$\beta$	99%-CI	$p$	$\beta$	99%-CI	$p$	$\beta$	99%-CI	$p$
Model 1												
Intercept	<b>.11</b>	<b>[.01, .21]</b>	<b>.006</b>	<b>.06</b>	<b>[.03, .09]</b>	<b>&lt; .001</b>	.03	[-.06, .12]	.407	-.01	[-.09, .07]	.753
Gender (female = 0, male = 1)	<b>-.26</b>	<b>[-.43, -.09]</b>	<b>&lt; .001</b>	<b>-.14</b>	<b>[-.18, -.09]</b>	<b>&lt; .001</b>	-.06	[-.27, .15]	.453	.04	[-.16, .24]	.604
Age	<b>.25</b>	<b>[.17, .33]</b>	<b>&lt; .001</b>	<b>.18</b>	<b>[.16, .20]</b>	<b>&lt; .001</b>	.05	[-.03, .13]	.098	.01	[-.07, .09]	.733
Time (recent: higher values)	-.01	[-.09, .07]	.697	<b>-.07</b>	<b>[-.09, -.05]</b>	<b>&lt; .001</b>	-	-	-	-	-	-
Honesty-Humility	.07	[-.01, .15]	.033	<b>.07</b>	<b>[.05, .09]</b>	<b>&lt; .001</b>	.08	[-.01, .17]	.017	.03	[-.05, .11]	.320
Emotionality/Neuroticism	<b>.15</b>	<b>[.07, .24]</b>	<b>&lt; .001</b>	<b>.15</b>	<b>[.13, .17]</b>	<b>&lt; .001</b>	-.01	[-.10, .08]	.781	-.03	[-.12, .06]	.370
Extraversion	<b>.15</b>	<b>[.06, .23]</b>	<b>&lt; .001</b>	<b>.10</b>	<b>[.08, .13]</b>	<b>&lt; .001</b>	<b>.12</b>	<b>[.03, .21]</b>	<b>&lt; .001</b>	<b>.09</b>	<b>[.01, .17]</b>	<b>.006</b>
Agreeableness (vs. Anger)	<b>.09</b>	<b>[.01, .17]</b>	<b>.003</b>	<b>.05</b>	<b>[.02, .07]</b>	<b>&lt; .001</b>	<b>.18</b>	<b>[.09, .27]</b>	<b>&lt; .001</b>	<b>.22</b>	<b>[.14, .30]</b>	<b>&lt; .001</b>
Conscientiousness	.01	[-.07, .09]	.837	<b>.05</b>	<b>[.02, .07]</b>	<b>&lt; .001</b>	.00	[-.09, .09]	> .999	-.02	[-.10, .06]	.513
Openness to Experience	<b>.10</b>	<b>[.03, .18]</b>	<b>&lt; .001</b>	<b>.13</b>	<b>[.11, .16]</b>	<b>&lt; .001</b>	.03	[-.05, .11]	.359	-.01	[-.09, .07]	.741
R <sup>2</sup> /R <sup>2</sup> <sub>adj</sub>	.20/.20			.13/.13			.08/.07			.07/.06		
Model 2a												
Intercept	.10	[.00, .20]	.011	-	-	-	-	-	-	-	-	-
Gender (female = 0, male = 1)	<b>-.24</b>	<b>[-.40, -.08]</b>	<b>&lt; .001</b>	-	-	-	-	-	-	-	-	-
Age	<b>.24</b>	<b>[.16, .32]</b>	<b>&lt; .001</b>	-	-	-	-	-	-	-	-	-
Time (recent: higher values)	-.01	[-.09, .06]	.608	-	-	-	-	-	-	-	-	-
Dark Factor of Personality	<b>-.32</b>	<b>[-.40, -.24]</b>	<b>&lt; .001</b>	-	-	-	-	-	-	-	-	-
R <sup>2</sup> /R <sup>2</sup> <sub>adj</sub>	.22/.21			-			-			-		
Model 2b												
Intercept	-	-	-	-	-	-	.01	[-.05, .07]	.681	.00	[-.08, .08]	> .999
Gender (female = 0, male = 1)	-	-	-	-	-	-	-.04	[-.17, .09]	.443	.02	[-.18, .22]	.793
Age	-	-	-	-	-	-	.02	[-.04, .08]	.354	.02	[-.06, .10]	.492
Narcissistic Rivalry	-	-	-	-	-	-	<b>-.20</b>	<b>[-.26, -.14]</b>	<b>&lt; .001</b>	<b>-.21</b>	<b>[-.29, -.13]</b>	<b>&lt; .001</b>
Narcissistic Admiration	-	-	-	-	-	-	<b>.10</b>	<b>[.04, .16]</b>	<b>&lt; .001</b>	.08	[.00, .16]	.014
R <sup>2</sup> /R <sup>2</sup> <sub>adj</sub>	-			-			.03/.03			.04/.03		
Model 3												
Intercept	.08	[-.02, .18]	.049	-	-	-	.02	[-.07, .11]	.580	-.01	[-.09, .07]	.752
Gender (female = 0, male = 1)	<b>-.18</b>	<b>[-.35, -.02]</b>	<b>.004</b>	-	-	-	-.05	[-.26, .16]	.532	.05	[-.15, .25]	.518

Age	<b>.22</b>	<b> [.14, .30]</b>	<b> &lt; .001</b>	-	-	-	.05	[-.03, .13]	.096	.01	[-.07, .09]	.734
Time (recent: higher values)	-.01	[-.09, .06]	.664	-	-	-	-	-	-	-	-	-
Honesty-Humility	-.02	[-.10, .07]	.588	-	-	-	.06	[-.03, .15]	.091	.01	[-.07, .09]	.756
Emotionality/Neuroticism	<b>.12</b>	<b> [.04, .20]</b>	<b> &lt; .001</b>	-	-	-	.02	[-.07, .11]	.583	-.02	[-.11, .07]	.556
Extraversion	<b>.11</b>	<b> [.03, .19]</b>	<b> &lt; .001</b>	-	-	-	<b>.11</b>	<b> [.02, .20]</b>	<b>.002</b>	<b>.09</b>	<b> [.00, .18]</b>	<b>.008</b>
Agreeableness (vs. Anger)	.03	[-.05, .12]	.272	-	-	-	<b>.14</b>	<b> [.05, .23]</b>	<b> &lt; .001</b>	<b>.19</b>	<b> [.10, .28]</b>	<b> &lt; .001</b>
Conscientiousness	.01	[-.07, .09]	.770	-	-	-	.00	[-.09, .09]	> .999	-.02	[-.10, .06]	.513
Openness to Experience	<b>.09</b>	<b> [.02, .17]</b>	<b>.002</b>	-	-	-	.01	[-.08, .10]	.765	-.01	[-.09, .07]	.746
Dark Factor of Personality	<b>-.27</b>	<b> [-.36, -.18]</b>	<b> &lt; .001</b>	-	-	-	-	-	-	-	-	-
Narcissistic Rivalry	-	-	-	-	-	-	<b>-.15</b>	<b> [-.26, -.04]</b>	<b> &lt; .001</b>	-.09	[-.19, .01]	.020
Narcissistic Admiration	-	-	-	-	-	-	.08	[-.02, .18]	.037	.02	[-.07, .11]	.581
R <sup>2</sup> /R <sup>2</sup> <sub>adj</sub>	.25/.24			-			.09/.08			.07/.07		

Note.  $\beta$  = standardized coefficient; 99%-CI = 99% confidence interval of  $\beta$ . In Study 4,  $N = 2,114$  for Model 2b.  $p$  values < .01 are presented in bold.

**Table S20***Multiple regression analyses predicting Personal Perceptions: Aggregate*

	Study 2 (DK, N = 940)			Personal Perceptions: Aggregate Study 3 (DK, N = 8,809)			Study 4 (DE, N = 914)			Study 5 (DE, N = 1,149)		
	$\beta$	99%-CI	$p$	$\beta$	99%-CI	$p$	$\beta$	99%-CI	$p$	$\beta$	99%-CI	$p$
Model 1												
Intercept	.10	[-.01, .21]	.023	.04	[.00, .08]	.020	-.02	[-.11, .07]	.562	.02	[-.06, .10]	.517
Gender (female = 0, male = 1)	<b>-.22</b>	<b>[-.40, .04]</b>	<b>.002</b>	-.05	[-.11, .01]	.025	-.14	[-.34, .06]	.067	-.10	[-.29, .09]	.182
Age	<b>.20</b>	<b> [.12, .29]</b>	<b>&lt;.001</b>	<b>.16</b>	<b> [.12, .19]</b>	<b>&lt;.001</b>	<b>.20</b>	<b> [.13, .27]</b>	<b>&lt;.001</b>	<b>.11</b>	<b> [.04, .18]</b>	<b>&lt;.001</b>
Time (recent: higher values)	.00	[-.08, .09]	.891	<b>-.06</b>	<b> [-.09, -.03]</b>	<b>&lt;.001</b>	-	-	-	-	-	-
Honesty-Humility	-.07	[-.16, .02]	.039	<b>-.06</b>	<b> [-.09, -.03]</b>	<b>&lt;.001</b>	-.04	[-.12, .04]	.211	.02	[-.06, .10]	.495
Emotionality/Neuroticism	<b>.25</b>	<b> [.17, .34]</b>	<b>&lt;.001</b>	<b>.25</b>	<b> [.23, .28]</b>	<b>&lt;.001</b>	<b>.30</b>	<b> [.21, .39]</b>	<b>&lt;.001</b>	<b>.36</b>	<b> [.28, .44]</b>	<b>&lt;.001</b>
Extraversion	.06	[-.03, .14]	.091	-.01	[-.04, .02]	.431	<b>.11</b>	<b> [.02, .20]</b>	<b>&lt;.001</b>	.08	[.00, .16]	.012
Agreeableness (vs. Anger)	-.03	[-.12, .05]	.319	<b>-.05</b>	<b> [-.08, -.03]</b>	<b>&lt;.001</b>	.07	[-.02, .16]	.036	<b>.13</b>	<b> [.05, .21]</b>	<b>&lt;.001</b>
Conscientiousness	.04	[-.05, .12]	.244	<b>.07</b>	<b> [.04, .09]</b>	<b>&lt;.001</b>	<b>.11</b>	<b> [.03, .19]</b>	<b>&lt;.001</b>	-.02	[-.10, .06]	.501
Openness to Experience	.03	[-.05, .11]	.329	.00	[-.03, .03]	.992	.08	[.00, .16]	.011	<b>.09</b>	<b> [.01, .17]</b>	<b>.002</b>
R <sup>2</sup> /R <sup>2</sup> <sub>adj</sub>	.14/.13			.10/.10			.14/.13			.12/.12		
Model 2a												
Intercept	<b>.15</b>	<b> [.04, .26]</b>	<b>.001</b>	-	-	-	-	-	-	-	-	-
Gender (female = 0, male = 1)	<b>-.34</b>	<b> [-.52, -.16]</b>	<b>&lt;.001</b>	-	-	-	-	-	-	-	-	-
Age	<b>.22</b>	<b> [.13, .30]</b>	<b>&lt;.001</b>	-	-	-	-	-	-	-	-	-
Time (recent: higher values)	.01	[-.08, .09]	.806	-	-	-	-	-	-	-	-	-
Dark Factor of Personality	-.01	[-.10, .07]	.670	-	-	-	-	-	-	-	-	-
R <sup>2</sup> /R <sup>2</sup> <sub>adj</sub>	.07/.07			-			-			-		
Model 2b												
Intercept	-	-	-	-	-	-	<b>.07</b>	<b> [.01, .13]</b>	<b>&lt;.001</b>	.05	[-.03, .13]	.123
Gender (female = 0, male = 1)	-	-	-	-	-	-	<b>-.33</b>	<b> [-.46, -.20]</b>	<b>&lt;.001</b>	-.27	[-.47, -.07]	<b>&lt;.001</b>
Age	-	-	-	-	-	-	<b>.16</b>	<b> [.10, .22]</b>	<b>&lt;.001</b>	.07	[-.01, .15]	.018
Narcissistic Rivalry	-	-	-	-	-	-	.04	[-.02, .10]	.094	-.02	[-.10, .06]	.544
Narcissistic Admiration	-	-	-	-	-	-	-.02	[-.08, .04]	.403	.00	[-.09, .09]	> .999
R <sup>2</sup> /R <sup>2</sup> <sub>adj</sub>	-			-			.04/.04			.02/.01		
Model 3												
Intercept	.09	[-.02, .20]	.026	-	-	-	-.02	[-.11, .07]	.564	.02	[-.06, .10]	.517
Gender (female = 0, male = 1)	-.22	[-.39, -.04]	.002	-	-	-	-.14	[-.34, .06]	.068	-.10	[-.29, .09]	.184

Age	<b>.20</b>	<b>[.12, .29]</b>	<b>&lt;.001</b>	-	-	-	<b>.20</b>	<b>[.13, .27]</b>	<b>&lt; .001</b>	<b>.11</b>	<b>[.04, .18]</b>	<b>&lt; .001</b>
Time (recent: higher values)	.00	[-.08, .09]	.893	-	-	-	-	-	-	-	-	-
Honesty-Humility	-.07	[-.17, .02]	.038	-	-	-	-.04	[-.13, .05]	.241	.02	[-.06, .10]	.524
Emotionality/Neuroticism	<b>.25</b>	<b>[.16, .34]</b>	<b>&lt;.001</b>	-	-	-	<b>.31</b>	<b>[.22, .40]</b>	<b>&lt; .001</b>	<b>.37</b>	<b>[.28, .46]</b>	<b>&lt; .001</b>
Extraversion	.05	[-.03, .14]	.110	-	-	-	<b>.10</b>	<b>[.01, .19]</b>	<b>.003</b>	.08	[.00, .16]	.015
Agreeableness (vs. Anger)	-.04	[-.12, .05]	.288	-	-	-	.06	[-.03, .15]	.088	<b>.12</b>	<b>[.04, .20]</b>	<b>&lt; .001</b>
Conscientiousness	.04	[-.05, .12]	.243	-	-	-	<b>.11</b>	<b>[.03, .19]</b>	<b>&lt; .001</b>	-.01	[-.09, .07]	.737
Openness to Experience	.03	[-.05, .11]	.340	-	-	-	.07	[-.01, .15]	.030	<b>.08</b>	<b>[.00, .16]</b>	<b>.008</b>
Dark Factor of Personality	-.02	[-.11, .08]	.692	-	-	-	-	-	-	-	-	-
Narcissistic Rivalry	-	-	-	-	-	-	-.04	[-.14, .06]	.307	-.05	[-.15, .05]	.184
Narcissistic Admiration	-	-	-	-	-	-	.05	[-.05, .15]	.175	.03	[-.06, .12]	.395
R <sup>2</sup> /R <sup>2</sup> <sub>adj</sub>	.14/.13			-			.14/.13			.13/.12		

*Note.* The aggregate reflects the mean across the COVID-19 criteria *Worries*, *Risk-own health*, *Risk-social life*, *Risk-work/study life*, *Risk-close others*, and *Risk-society*.  $\beta$  = standardized coefficient; 99%-CI = 99% confidence interval of  $\beta$ . In Study 4,  $N = 2,114$  for Model 2b.  $p$  values < .01 are presented in bold.

**Table S21***Multiple regression analyses predicting Behavioral Adjustment: Aggregate*

	Behavioral Adjustment: Aggregate								
	Study 3 (DK, N = 14,045)			Study 4 (DE, N = 914)			Study 5 (DE, N = 1,149)		
	$\beta$	99%-CI	$p$	$\beta$	99%-CI	$p$	$\beta$	99%-CI	$p$
Model 1									
Intercept	<b>.08</b>	<b>[.05, .11]</b>	<b>&lt; .001</b>	.07	[-.01, .15]	.032	.05	[-.03, .13]	.102
Gender (female = 0, male = 1)	<b>-.17</b>	<b>[-.22, -.13]</b>	<b>&lt; .001</b>	<b>-.28</b>	<b>[-.47, -.09]</b>	<b>&lt; .001</b>	<b>-.30</b>	<b>[-.49, -.11]</b>	<b>&lt; .001</b>
Age	<b>.20</b>	<b>[.18, .22]</b>	<b>&lt; .001</b>	<b>.28</b>	<b>[.21, .35]</b>	<b>&lt; .001</b>	<b>.13</b>	<b>[.06, .20]</b>	<b>&lt; .001</b>
Time (recent: higher values)	<b>-.10</b>	<b>[-.12, -.08]</b>	<b>&lt; .001</b>	-	-	-	-	-	-
Honesty-Humility	<b>.10</b>	<b>[.08, .12]</b>	<b>&lt; .001</b>	<b>.14</b>	<b>[.06, .22]</b>	<b>&lt; .001</b>	<b>.16</b>	<b>[.09, .23]</b>	<b>&lt; .001</b>
Emotionality/Neuroticism	<b>.08</b>	<b>[.06, .10]</b>	<b>&lt; .001</b>	.02	[-.06, .10]	.538	<b>.16</b>	<b>[.08, .24]</b>	<b>&lt; .001</b>
Extraversion	<b>.07</b>	<b>[.05, .10]</b>	<b>&lt; .001</b>	<b>.11</b>	<b>[.03, .19]</b>	<b>&lt; .001</b>	.01	[-.07, .09]	.750
Agreeableness (vs. Anger)	.02	[.00, .04]	.023	.06	[-.02, .14]	.058	<b>.19</b>	<b>[.11, .27]</b>	<b>&lt; .001</b>
Conscientiousness	<b>.15</b>	<b>[.13, .18]</b>	<b>&lt; .001</b>	.02	[-.06, .10]	.502	.04	[-.04, .12]	.174
Openness to Experience	<b>.05</b>	<b>[.03, .08]</b>	<b>&lt; .001</b>	<b>.08</b>	<b>[.00, .16]</b>	<b>.007</b>	<b>.10</b>	<b>[.03, .17]</b>	<b>&lt; .001</b>
R <sup>2</sup> /R <sup>2</sup> <sub>adj</sub>	.14/.14			.18/.18			.14/.13		
Model 2b									
Intercept	-	-	-	<b>.09</b>	<b>[.03, .15]</b>	<b>&lt; .001</b>	.07	[-.01, .15]	.025
Gender (female = 0, male = 1)	-	-	-	<b>-.40</b>	<b>[-.53, -.27]</b>	<b>&lt; .001</b>	<b>-.38</b>	<b>[-.57, -.19]</b>	<b>&lt; .001</b>
Age	-	-	-	<b>.28</b>	<b>[.23, .33]</b>	<b>&lt; .001</b>	<b>.13</b>	<b>[.06, .20]</b>	<b>&lt; .001</b>
Narcissistic Rivalry	-	-	-	<b>-.15</b>	<b>[-.21, -.09]</b>	<b>&lt; .001</b>	<b>-.20</b>	<b>[-.28, -.12]</b>	<b>&lt; .001</b>
Narcissistic Admiration	-	-	-	.03	[-.03, .09]	.189	-.02	[-.10, .06]	.528
R <sup>2</sup> /R <sup>2</sup> <sub>adj</sub>	-			.13/.13			.09/.09		
Model 3									
Intercept	-	-	-	.07	[-.01, .15]	.033	.05	[-.03, .13]	.101
Gender (female = 0, male = 1)	-	-	-	<b>-.27</b>	<b>[-.46, -.08]</b>	<b>&lt; .001</b>	<b>-.28</b>	<b>[-.47, -.09]</b>	<b>&lt; .001</b>
Age	-	-	-	<b>.27</b>	<b>[.20, .34]</b>	<b>&lt; .001</b>	<b>.13</b>	<b>[.06, .20]</b>	<b>&lt; .001</b>
Honesty-Humility	-	-	-	<b>.13</b>	<b>[.05, .21]</b>	<b>&lt; .001</b>	<b>.13</b>	<b>[.05, .21]</b>	<b>&lt; .001</b>
Emotionality/Neuroticism	-	-	-	.02	[-.07, .11]	.546	<b>.18</b>	<b>[.10, .26]</b>	<b>&lt; .001</b>
Extraversion	-	-	-	<b>.11</b>	<b>[.03, .19]</b>	<b>&lt; .001</b>	.02	[-.06, .10]	.537
Agreeableness (vs. Anger)	-	-	-	.06	[-.03, .15]	.071	<b>.15</b>	<b>[.07, .23]</b>	<b>&lt; .001</b>
Conscientiousness	-	-	-	.02	[-.06, .10]	.505	.03	[-.05, .11]	.307
Openness to Experience	-	-	-	<b>.09</b>	<b>[.01, .17]</b>	<b>.003</b>	<b>.09</b>	<b>[.01, .17]</b>	<b>.003</b>
Narcissistic Rivalry	-	-	-	-.01	[-.11, .09]	.787	<b>-.11</b>	<b>[-.21, -.01]</b>	<b>.003</b>

Narcissistic Admiration	-	-	-	-.03	[-.12, .06]	.390	.00	[-.09, .09]	> .999
$R^2/R^2_{adj}$	-			.18/.18			.15/.14		

*Note.* The aggregate reflects the mean across the COVID-19 criteria *Recommendations*, *Hygiene*, and *Physical Distancing*; but not *Hoarding*.  $\beta$  = standardized coefficient; 99%-CI = 99% confidence interval of  $\beta$ . In Study 4,  $N = 2,114$  for Model 2b.  $p$  values < .01 are presented in bold.

**Table S22***Multiple regression analyses predicting Societal Evaluations: Aggregate*

	Societal Evaluations: Aggregate								
	Study 3 (DK, N = 2,805)			Study 4 (DE, N = 914)			Study 5 (DE, N = 1,149)		
Model 1	$\beta$	99%-CI	$p$	$\beta$	99%-CI	$p$	$\beta$	99%-CI	$p$
Intercept	.05	[-.02., .11]	.061	.05	[-.04, .14]	.146	.05	[-.03, .13]	.119
Gender (female = 0, male = 1)	<b>-.11</b>	<b>[-.21, .00]</b>	<b>.008</b>	<b>-.19</b>	<b>[-.39, .01]</b>	<b>.013</b>	<b>-.30</b>	<b>[-.50, -.10]</b>	<b>&lt;.001</b>
Age	<b>.09</b>	<b>[.03, .15]</b>	<b>&lt;.001</b>	<b>.09</b>	<b>[.02, .16]</b>	<b>.002</b>	.01	[-.07, .09]	.735
Time (recent: higher values)	<b>-.22</b>	<b>[-.27, -.18]</b>	<b>&lt;.001</b>	-	-	-	-	-	-
Honesty-Humility	<b>.07</b>	<b>[.02, .12]</b>	<b>.001</b>	<b>.09</b>	<b>[.01, .17]</b>	<b>.005</b>	<b>.11</b>	<b>[.03, .19]</b>	<b>.001</b>
Emotionality/Neuroticism	<b>.13</b>	<b>[.08, .18]</b>	<b>&lt;.001</b>	.06	[-.03, .15]	.079	<b>.09</b>	<b>[.00, .18]</b>	<b>.008</b>
Extraversion	.04	[-.01, .09]	.052	.06	[-.02, .14]	.069	-.06	[-.14, .02]	.069
Agreeableness (vs. Anger)	.04	[-.01, .09]	.043	.04	[-.05, .13]	.229	.07	[-.01, .15]	.026
Conscientiousness	<b>.09</b>	<b>[.04, .14]</b>	<b>&lt;.001</b>	.05	[-.03, .13]	.111	.00	[-.08, .08]	>.999
Openness to Experience	-.03	[-.08, .02]	.112	-.05	[-.13, .03]	.108	.00	[-.08, .08]	>.999
R <sup>2</sup> /R <sup>2</sup> <sub>adj</sub>	.11/.11			.05/.04			.05/.04		
Model 2b									
Intercept	-	-	-	.06	[.00, .12]	.014	.06	[-.02, .14]	.063
Gender (female = 0, male = 1)	-	-	-	<b>-.26</b>	<b>[-.39, -.13]</b>	<b>&lt;.001</b>	<b>-.33</b>	<b>[-.53, -.13]</b>	<b>&lt;.001</b>
Age	-	-	-	.06	[.00, .12]	.006	.00	[-.08, .08]	>.999
Narcissistic Rivalry	-	-	-	<b>-.09</b>	<b>[-.15, -.03]</b>	<b>&lt;.001</b>	-.05	[-.13, .03]	.126
Narcissistic Admiration	-	-	-	-.01	[-.07, .05]	.678	-.06	[-.14, .02]	.067
R <sup>2</sup> /R <sup>2</sup> <sub>adj</sub>	-			.03/.03			.03/.03		
Model 3									
Intercept	-	-	-	.05	[-.04, .14]	.148	.05	[-.03, .13]	.120
Gender (female = 0, male = 1)	-	-	-	-.19	[-.39, .01]	.013	<b>-.29</b>	<b>[-.49, -.09]</b>	<b>.001</b>
Age	-	-	-	<b>.09</b>	<b>[.02, .16]</b>	<b>.002</b>	.01	[-.07, .09]	.737
Honesty-Humility	-	-	-	.08	[-.01, .17]	.019	<b>.10</b>	<b>[.02, .18]</b>	<b>.002</b>
Emotionality/Neuroticism	-	-	-	.06	[-.03, .15]	.085	<b>.10</b>	<b>[.01, .19]</b>	<b>.004</b>
Extraversion	-	-	-	.07	[-.02, .16]	.037	-.06	[-.15, .03]	.079
Agreeableness (vs. Anger)	-	-	-	.04	[-.05, .13]	.253	.05	[-.04, .14]	.143
Conscientiousness	-	-	-	.05	[-.03, .13]	.113	.00	[-.08, .08]	>.999
Openness to Experience	-	-	-	-.04	[-.12, .04]	.211	.00	[-.08, .08]	>.999
Narcissistic Rivalry	-	-	-	.00	[-.10, .10]	>.999	-.04	[-.14, .06]	.307



Narcissistic Admiration	-	-	-	-.04	[-.13, .05]	.276	.00	[-.09, .09]	>.999
$R^2/R^2_{adj}$	-			.05/.04			.05/.04		

*Note.* The aggregate reflects the mean across the COVID-19 criteria *Political reactions*, *Journalistic reactions*, *Cancellation events*, *Travel Restrictions*, *Closing education* (only Studies 4 and 5), and *Closing public life* (only Studies 4 and 5); but not *Social cohesion*.  $\beta$  = standardized coefficient; 99%-CI = 99% confidence interval of  $\beta$ . In Study 4,  $N = 2,114$  for Model 2b.  $p$  values < .01 are presented in bold.

**Table S23**

*Multiple regression analyses for Study 4 based on the first measurement occasion only (i.e., N = 2,114, no Honesty-Humility)*

	Worries			Risk-own health			Risk-social life			Risk-work/study life		
	$\beta$	99%-CI	$p$	$\beta$	99%-CI	$p$	$\beta$	99%-CI	$p$	$\beta$	99%-CI	$p$
Model 1b												
Intercept	.03	[-.03, .09]	.190	.01	[-.05, .07]	.669	-.02	[-.08, .04]	.411	.02	[-.04, .08]	.418
Gender (female = 0, male = 1)	<b>-.14</b>	<b>[-.27, -.01]</b>	<b>.006</b>	-.06	[-.19, .07]	.244	.07	[-.07, .21]	.192	-.09	[-.23, .05]	.098
Age	<b>.13</b>	<b>[.08, .18]</b>	<b>&lt; .001</b>	<b>.34</b>	<b>[.29, .39]</b>	<b>&lt; .001</b>	-.01	[-.07, .05]	.643	<b>-.11</b>	<b>[-.17, -.05]</b>	<b>&lt; .001</b>
Neuroticism	<b>.41</b>	<b>[.35, .47]</b>	<b>&lt; .001</b>	<b>.15</b>	<b>[.09, .21]</b>	<b>&lt; .001</b>	<b>.13</b>	<b>[.07, .19]</b>	<b>&lt; .001</b>	<b>.07</b>	<b>[.01, .13]</b>	<b>.005</b>
Extraversion	.05	[-.01, .11]	.020	-.01	[-.07, .05]	.650	<b>.22</b>	<b>[.16, .28]</b>	<b>&lt; .001</b>	<b>.08</b>	<b>[.02, .14]</b>	<b>&lt; .001</b>
Agreeableness	<b>.11</b>	<b>[.05, .17]</b>	<b>&lt; .001</b>	.02	[-.04, .08]	.360	<b>.09</b>	<b>[.03, .15]</b>	<b>&lt; .001</b>	.01	[-.05, .07]	.665
Conscientiousness	<b>.10</b>	<b>[.05, .15]</b>	<b>&lt; .001</b>	.04	[-.02, .10]	.066	.01	[-.05, .07]	.659	.01	[-.05, .07]	.663
Openness to Experience	-.02	[-.07, .03]	.329	-.04	[-.09, .01]	.056	<b>-.06</b>	<b>[-.12, .00]</b>	<b>.006</b>	-.03	[-.09, .03]	.175
R <sup>2</sup> /R <sup>2</sup> <sub>adj</sub>	.16/.16			.13/.12			.06/.05			.03/.02		
Model 3b												
Intercept	.03	[-.03, .09]	.190	.02	[-.04, .08]	.393	-.02	[-.08, .04]	.412	.02	[-.04, .08]	.419
Gender (female = 0, male = 1)	<b>-.15</b>	<b>[-.28, -.02]</b>	<b>.003</b>	-.07	[-.20, .06]	.177	.07	[-.07, .21]	.195	-.10	[-.24, .04]	.068
Age	<b>.13</b>	<b>[.08, .18]</b>	<b>&lt; .001</b>	<b>.34</b>	<b>[.29, .39]</b>	<b>&lt; .001</b>	-.01	[-.07, .05]	.645	<b>-.11</b>	<b>[-.17, -.05]</b>	<b>&lt; .001</b>
Emotionality/Neuroticism	<b>.41</b>	<b>[.35, .47]</b>	<b>&lt; .001</b>	<b>.15</b>	<b>[.09, .21]</b>	<b>&lt; .001</b>	<b>.13</b>	<b>[.07, .19]</b>	<b>&lt; .001</b>	.06	[.00, .12]	.017
Extraversion	.05	[-.01, .11]	.025	-.01	[-.07, .05]	.660	<b>.22</b>	<b>[.16, .28]</b>	<b>&lt; .001</b>	<b>.07</b>	<b>[.01, .13]</b>	<b>.004</b>
Agreeableness (vs. Anger)	<b>.12</b>	<b>[.06, .18]</b>	<b>&lt; .001</b>	.02	[-.04, .08]	.398	<b>.09</b>	<b>[.03, .15]</b>	<b>&lt; .001</b>	.02	[-.04, .08]	.423
Conscientiousness	<b>.10</b>	<b>[.04, .16]</b>	<b>&lt; .001</b>	.04	[-.02, .10]	.067	.01	[-.05, .07]	.660	.01	[-.05, .07]	.664
Openness to Experience	-.03	[-.08, .02]	.152	-.04	[-.10, .02]	.062	<b>-.06</b>	<b>[-.12, .00]</b>	<b>.007</b>	-.04	[-.10, .02]	.077
Narcissistic Rivalry	.01	[-.06, .08]	.696	.00	[-.07, .07]	> .999	.01	[-.06, .08]	.714	.02	[-.05, .09]	.469
Narcissistic Admiration	.03	[-.03, .09]	.218	.03	[-.03, .09]	.228	.00	[-.07, .07]	> .999	.03	[-.04, .10]	.253
R <sup>2</sup> /R <sup>2</sup> <sub>adj</sub>	.17/.16			.13/.12			.06/.05			.03/.02		

**Table S23 (continued)***Multiple regression analyses for Study 4 based on the first measurement occasion only (i.e., N = 2,114, no Honesty-Humility)*

	Risk-close others			Risk-society			Recommendations			Hygiene		
	$\beta$	99%-CI	$p$	$\beta$	99%-CI	$p$	$\beta$	99%-CI	$p$	$\beta$	99%-CI	$p$
Model 1b												
Intercept	.00	[-.06, .06]	> .999	.03	[-.03, .09]	.217	.06	[.00, .12]	.012	.04	[-.02, .10]	.093
Gender (female = 0, male = 1)	-.02	[-.16, .12]	.707	-.12	[-.26, .02]	.025	<b>-.29</b>	<b>[-.43, -.15]</b>	<b>&lt; .001</b>	<b>-.17</b>	<b>[-.31, -.03]</b>	<b>.001</b>
Age	<b>.24</b>	<b>[.18, .30]</b>	<b>&lt; .001</b>	<b>.16</b>	<b>[.10, .22]</b>	<b>&lt; .001</b>	<b>.18</b>	<b>[.13, .23]</b>	<b>&lt; .001</b>	<b>.27</b>	<b>[.22, .32]</b>	<b>&lt; .001</b>
Neuroticism	<b>.16</b>	<b>[.10, .22]</b>	<b>&lt; .001</b>	<b>.15</b>	<b>[.09, .21]</b>	<b>&lt; .001</b>	-.02	[-.08, .04]	.402	<b>.07</b>	<b>[.01, .13]</b>	<b>.003</b>
Extraversion	.03	[-.03, .09]	.188	.04	[-.02, .10]	.081	.00	[-.06, .06]	> .999	<b>.11</b>	<b>[.05, .17]</b>	<b>&lt; .001</b>
Agreeableness	<b>.07</b>	<b>[.01, .13]</b>	<b>.002</b>	<b>.08</b>	<b>[.02, .14]</b>	<b>&lt; .001</b>	<b>.09</b>	<b>[.03, .15]</b>	<b>&lt; .001</b>	<b>.07</b>	<b>[.01, .13]</b>	<b>.002</b>
Conscientiousness	.03	[-.03, .09]	.182	<b>.09</b>	<b>[.03, .15]</b>	<b>&lt; .001</b>	<b>.11</b>	<b>[.05, .17]</b>	<b>&lt; .001</b>	.05	[-.01, .11]	.024
Openness to Experience	.02	[-.04, .08]	.355	.04	[-.02, .10]	.066	<b>.07</b>	<b>[.01, .13]</b>	<b>.001</b>	-.01	[-.06, .04]	.639
R <sup>2</sup> /R <sup>2</sup> <sub>adj</sub>	.07/.07			.06/.05			.09/.09			.10/.09		
Model 3b												
Intercept	.00	[-.06, .06]	> .999	.03	[-.03, .09]	.218	.06	[.00, .12]	.012	.04	[-.02, .10]	.093
Gender (female = 0, male = 1)	-.02	[-.16, .12]	.709	-.12	[-.26, .02]	.026	<b>-.27</b>	<b>[-.41, -.13]</b>	<b>&lt; .001</b>	<b>-.16</b>	<b>[-.30, -.02]</b>	<b>.002</b>
Age	<b>.24</b>	<b>[.18, .30]</b>	<b>&lt; .001</b>	<b>.16</b>	<b>[.10, .22]</b>	<b>&lt; .001</b>	<b>.18</b>	<b>[.13, .23]</b>	<b>&lt; .001</b>	<b>.27</b>	<b>[.22, .32]</b>	<b>&lt; .001</b>
Emotionality/Neuroticism	<b>.16</b>	<b>[.10, .22]</b>	<b>&lt; .001</b>	<b>.15</b>	<b>[.09, .21]</b>	<b>&lt; .001</b>	-.01	[-.07, .05]	.680	<b>.07</b>	<b>[.01, .13]</b>	<b>.004</b>
Extraversion	.02	[-.04, .08]	.395	.05	[-.01, .11]	.035	.01	[-.05, .07]	.667	<b>.12</b>	<b>[.06, .18]</b>	<b>&lt; .001</b>
Agreeableness (vs. Anger)	.06	[.00, .12]	.014	<b>.08</b>	<b>[.02, .14]</b>	<b>.001</b>	<b>.07</b>	<b>[.01, .13]</b>	<b>.004</b>	.05	[-.01, .11]	.038
Conscientiousness	.03	[-.03, .09]	.184	<b>.09</b>	<b>[.03, .15]</b>	<b>&lt; .001</b>	<b>.10</b>	<b>[.04, .16]</b>	<b>&lt; .001</b>	.05	[-.01, .11]	.024
Openness to Experience	.01	[-.05, .07]	.651	.04	[-.02, .10]	.072	<b>.08</b>	<b>[.02, .14]</b>	<b>&lt; .001</b>	.00	[-.06, .06]	> .999
Narcissistic Rivalry	-.02	[-.09, .05]	.460	.02	[-.05, .09]	.462	-.05	[-.12, .02]	.061	-.04	[-.11, .03]	.133
Narcissistic Admiration	.01	[-.06, .08]	.697	-.04	[-.11, .03]	.122	-.02	[-.09, .05]	.431	-.01	[-.08, .06]	.693
R <sup>2</sup> /R <sup>2</sup> <sub>adj</sub>	.07/.07			.06/.05			.09/.09			.10/.10		

**Table S23 (continued)**

*Multiple regression analyses for Study 4 based on the first measurement occasion only (i.e.,  $N = 2,114$ , no Honesty-Humility)*

	Physical Distancing			Hoarding			Political Reactions			Cancellation events		
	$\beta$	99%-CI	$p$	$\beta$	99%-CI	$p$	$\beta$	99%-CI	$p$	$\beta$	99%-CI	$p$
Model 1b												
Intercept	<b>.07</b>	<b>[.01, .13]</b>	<b>.003</b>	-.02	[-.08, .04]	.423	.03	[-.03, .09]	.229	.01	[-.05, .07]	.686
Gender (female = 0, male = 1)	<b>-.32</b>	<b>[-.45, -.19]</b>	<b>&lt; .001</b>	.07	[-.07, .21]	.203	-.13	[-.27, .01]	.018	-.04	[-.18, .10]	.463
Age	<b>.25</b>	<b>[.20, .30]</b>	<b>&lt; .001</b>	.03	[-.03, .09]	.175	.05	[-.01, .11]	.024	<b>.12</b>	<b>[.06, .18]</b>	<b>&lt; .001</b>
Neuroticism	.05	[-.01, .11]	.034	.02	[-.04, .08]	.422	-.05	[-.11, .01]	.045	.01	[-.05, .07]	.685
Extraversion	<b>.08</b>	<b>[.02, .14]</b>	<b>&lt; .001</b>	.01	[-.05, .07]	.671	.04	[-.02, .10]	.089	.00	[-.06, .06]	> .999
Agreeableness	<b>.12</b>	<b>[.06, .18]</b>	<b>&lt; .001</b>	-.03	[-.09, .03]	.199	.00	[-.06, .06]	> .999	<b>.10</b>	<b>[.04, .16]</b>	<b>&lt; .001</b>
Conscientiousness	.05	[-.01, .11]	.023	.05	[-.01, .11]	.031	-.04	[-.10, .02]	.084	.04	[-.02, .10]	.082
Openness to Experience	.05	[.00, .10]	.018	-.04	[-.10, .02]	.074	.00	[-.06, .06]	> .999	.01	[-.05, .07]	.651
R <sup>2</sup> /R <sup>2</sup> <sub>adj</sub>	.11/.11			.01/.00			.01/.01			.03/.02		
Model 3b												
Intercept	<b>.07</b>	<b>[.01, .13]</b>	<b>.003</b>	-.01	[-.07, .05]	.689	.03	[-.03, .09]	.229	.01	[-.05, .07]	.686
Gender (female = 0, male = 1)	<b>-.29</b>	<b>[-.42, -.16]</b>	<b>&lt; .001</b>	.06	[-.08, .20]	.279	-.13	[-.27, .01]	.019	-.04	[-.18, .10]	.465
Age	<b>.25</b>	<b>[.20, .30]</b>	<b>&lt; .001</b>	.03	[-.03, .09]	.177	.05	[-.01, .11]	.024	<b>.12</b>	<b>[.06, .18]</b>	<b>&lt; .001</b>
Emotionality/Neuroticism	.06	[.00, .12]	.012	.02	[-.05, .09]	.430	-.06	[-.13, .01]	.018	.02	[-.04, .08]	.424
Extraversion	<b>.10</b>	<b>[.04, .16]</b>	<b>&lt; .001</b>	.01	[-.05, .07]	.680	.05	[-.01, .11]	.039	-.01	[-.07, .05]	.677
Agreeableness (vs. Anger)	<b>.09</b>	<b>[.03, .15]</b>	<b>&lt; .001</b>	-.01	[-.08, .06]	.692	.01	[-.05, .07]	.691	<b>.07</b>	<b>[.01, .13]</b>	<b>.005</b>
Conscientiousness	.04	[-.02, .10]	.068	.06	[.00, .12]	.010	-.04	[-.10, .02]	.086	.04	[-.02, .10]	.082
Openness to Experience	<b>.06</b>	<b>[.00, .12]</b>	<b>.005</b>	-.04	[-.10, .02]	.080	.01	[-.05, .07]	.661	.00	[-.06, .06]	> .999
Narcissistic Rivalry	<b>-.08</b>	<b>[-.15, -.01]</b>	<b>.002</b>	.03	[-.04, .10]	.283	.05	[-.02, .12]	.073	<b>-.08</b>	<b>[-.15, -.01]</b>	<b>.004</b>
Narcissistic Admiration	-.02	[-.08, .04]	.423	.01	[-.06, .08]	.706	-.04	[-.11, .03]	.131	.06	[-.01, .13]	.022
R <sup>2</sup> /R <sup>2</sup> <sub>adj</sub>	.12/.12			.01/.00			.01/.01			.03/.03		

**Table S23 (continued)***Multiple regression analyses for Study 4 based on the first measurement occasion only (i.e., N = 2,114, no Honesty-Humility)*

	Travel Restrictions			Closing Education			Closing Public Life			Journalistic Reactions		
	$\beta$	99%-CI	$p$	$\beta$	99%-CI	$p$	$\beta$	99%-CI	$p$	$\beta$	99%-CI	$p$
Model 1b												
Intercept	.06	[.00, .12]	.014	.01	[-.05, .07]	.686	.03	[-.03, .09]	.225	-.02	[-.08, .04]	.422
Gender (female = 0, male = 1)	<b>-.27</b>	<b>[-.41, -.13]</b>	<b>&lt; .001</b>	-.03	[-.17, .11]	.583	-.14	[-.28, .00]	.010	.09	[-.05, .23]	.101
Age	.03	[-.03, .09]	.166	<b>.09</b>	<b>[.03, .15]</b>	<b>&lt; .001</b>	<b>.07</b>	<b>[.01, .13]</b>	<b>.001</b>	<b>-.08</b>	<b>[-.14, -.02]</b>	<b>&lt; .001</b>
Neuroticism	<b>.07</b>	<b>[.01, .13]</b>	<b>.004</b>	.03	[-.03, .09]	.225	.04	[-.02, .10]	.105	-.01	[-.07, .05]	.687
Extraversion	.00	[-.06, .06]	> .999	.01	[-.05, .07]	.668	.01	[-.05, .07]	.667	.03	[-.03, .09]	.201
Agreeableness	<b>.06</b>	<b>[.00, .12]</b>	<b>.009</b>	<b>.11</b>	<b>[.05, .17]</b>	<b>&lt; .001</b>	<b>.13</b>	<b>[.07, .19]</b>	<b>&lt; .001</b>	-.05	[-.11, .01]	.032
Conscientiousness	<b>.10</b>	<b>[.04, .16]</b>	<b>&lt; .001</b>	.02	[-.04, .08]	.385	.02	[-.04, .08]	.384	.00	[-.06, .06]	> .999
Openness to Experience	<b>-.10</b>	<b>[-.16, -.04]</b>	<b>&lt; .001</b>	-.04	[-.10, .02]	.072	.00	[-.06, .06]	> .999	-.01	[-.07, .05]	.654
R <sup>2</sup> /R <sup>2</sup> <sub>adj</sub>	.05/.04			.02/.02			.03/.02			.01/.01		
Model 3b												
Intercept	.06	[.00, .12]	.014	.00	[-.06, .06]	> .999	.03	[-.03, .09]	.224	-.02	[-.08, .04]	.423
Gender (female = 0, male = 1)	<b>-.26</b>	<b>[-.40, -.12]</b>	<b>&lt; .001</b>	-.02	[-.16, .12]	.716	-.12	[-.26, .02]	.028	.09	[-.05, .23]	.103
Age	.03	[-.03, .09]	.168	<b>.09</b>	<b>[.03, .15]</b>	<b>&lt; .001</b>	<b>.07</b>	<b>[.01, .13]</b>	<b>.001</b>	<b>-.08</b>	<b>[-.14, -.02]</b>	<b>&lt; .001</b>
Emotionality/Neuroticism	<b>.08</b>	<b>[.02, .14]</b>	<b>.001</b>	.03	[-.03, .09]	.233	.05	[-.01, .11]	.046	-.01	[-.08, .06]	.692
Extraversion	.01	[-.05, .07]	.674	.01	[-.05, .07]	.678	.01	[-.05, .07]	.676	.03	[-.03, .09]	.215
Agreeableness (vs. Anger)	.04	[-.02, .10]	.105	<b>.10</b>	<b>[.04, .16]</b>	<b>&lt; .001</b>	<b>.09</b>	<b>[.03, .15]</b>	<b>&lt; .001</b>	-.04	[-.10, .02]	.112
Conscientiousness	<b>.10</b>	<b>[.04, .16]</b>	<b>&lt; .001</b>	.02	[-.04, .08]	.387	.02	[-.04, .08]	.385	.00	[-.06, .06]	> .999
Openness to Experience	<b>-.10</b>	<b>[-.16, -.04]</b>	<b>&lt; .001</b>	-.04	[-.10, .02]	.076	.00	[-.06, .06]	> .999	-.01	[-.07, .05]	.661
Narcissistic Rivalry	-.06	[-.13, .01]	.028	-.03	[-.10, .04]	.279	<b>-.09</b>	<b>[-.16, -.02]</b>	<b>.001</b>	.02	[-.05, .09]	.473
Narcissistic Admiration	.00	[-.07, .07]	> .999	.00	[-.07, .07]	> .999	.02	[-.05, .09]	.446	-.01	[-.08, .06]	.706
R <sup>2</sup> /R <sup>2</sup> <sub>adj</sub>	.05/.05			.02/.02			.03/.03			.01/.01		

**Table S23 (continued)**

*Multiple regression analyses for Study 4 based on the first measurement occasion only (i.e.,  $N = 2,114$ , no Honesty-Humility)*

	$\beta$	Social Cohesion 99%-CI	$p$
Model 1b			
Intercept	.00	[-.06, .06]	> .999
Gender (female = 0, male = 1)	.00	[-.14, .14]	> .999
Age	.04	[-.02, .10]	.064
Neuroticism	-.01	[-.07, .05]	.681
Extraversion	<b>.10</b>	<b>[.04, .16]</b>	<b>&lt; .001</b>
Agreeableness	<b>.19</b>	<b>[.13, .25]</b>	<b>&lt; .001</b>
Conscientiousness	-.01	[-.07, .05]	.659
Openness to Experience	.02	[-.04, .08]	.360
R <sup>2</sup> /R <sup>2</sup> <sub>adj</sub>	.05/.05		
Model 3b			
Intercept	.00	[-.06, .06]	> .999
Gender (female = 0, male = 1)	.01	[-.13, .15]	.853
Age	.03	[-.03, .09]	.165
Emotionality/Neuroticism	.01	[-.05, .07]	.685
Extraversion	<b>.09</b>	<b>[.03, .15]</b>	<b>&lt; .001</b>
Agreeableness (vs. Anger)	<b>.15</b>	<b>[.09, .21]</b>	<b>&lt; .001</b>
Conscientiousness	-.01	[-.07, .05]	.659
Openness to Experience	.02	[-.04, .08]	.368
Narcissistic Rivalry	<b>-.12</b>	<b>[-.19, -.05]</b>	<b>&lt; .001</b>
Narcissistic Admiration	.04	[-.03, .11]	.122
R <sup>2</sup> /R <sup>2</sup> <sub>adj</sub>	.06/.06		

*Note.*  $\beta$  = standardized coefficient; 99%-CI = 99% confidence interval of  $\beta$ .  $p$  values < .01 are presented in bold.